

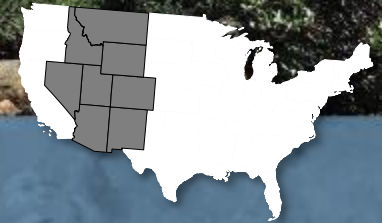


---

# KEY FINDINGS

---

**THE 2021 SURVEY OF THE ATTITUDES OF VOTERS IN EIGHT WESTERN STATES**

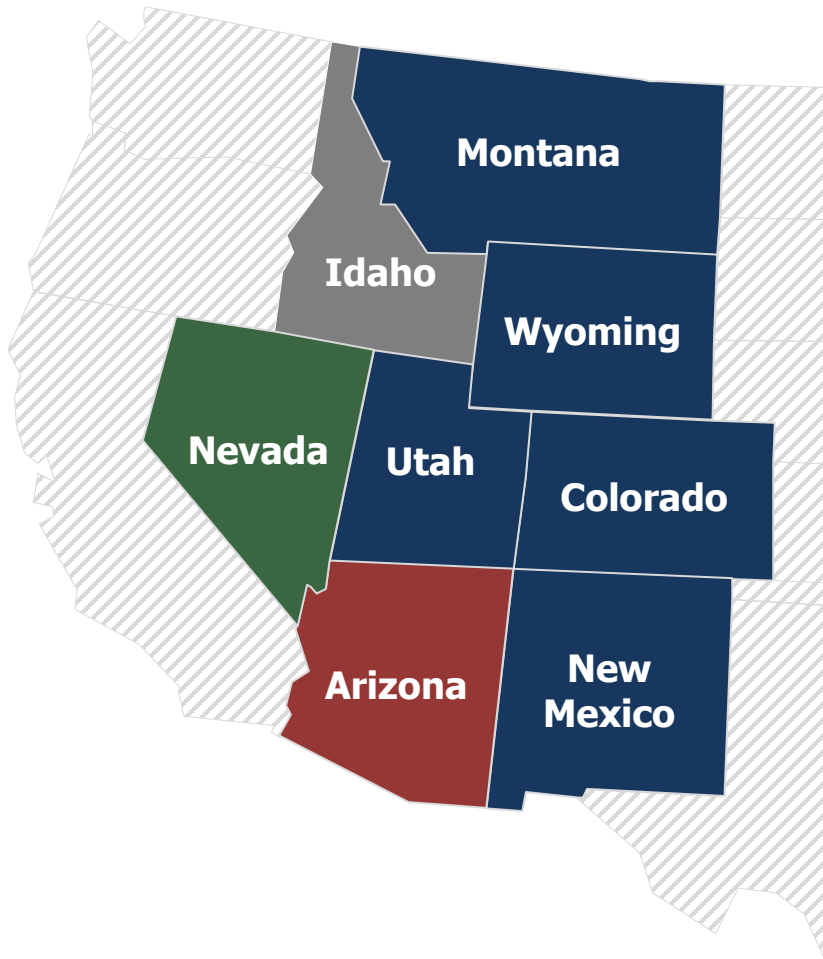


**JANUARY 2021**

**CONDUCTED BY: LORI WEIGEL / NEW BRIDGE STRATEGY  
DAVE METZ / FAIRBANK, MASLIN, MAULLIN, METZ & ASSOCIATES**

# Methodology

- ❖ 3,842 telephone (cell and landline) and online interviews via email invitation with registered voters in eight states: Arizona (N=559), Colorado (N=548), Idaho (N=459), Montana (N=442), Nevada (N=505), New Mexico (N=480), Utah (N=439), and Wyoming (N=410).
- ❖ Two oversamples were also conducted this year, in order to have greater ability to report distinctions among racial/ethnic sub-groups. We conducted additional interviews to reach a total of N=306 Black voters and a total of N=217 Native American voters, which were then weighted back to reflect their true proportions within the electorate in this region.
- ❖ Interviews conducted January 2-13, 2021, in Spanish and English.
- ❖ The effective margin of error is  $\pm 2.2\%$  at the 95% confidence interval for the total sample; and at most  $\pm 4.8\%$  for each state.
- ❖ The total numbers have been statistically weighted to reflect the true geographic distribution of voters throughout the region. Interviews within each state were distributed proportionally by region.
- ❖ Comparisons are made to similarly conducted surveys annually from 2011 to 2020.
- ❖ Bi-partisan research team of New Bridge Strategy (R) and Fairbank, Maslin, Maullin, Metz & Associates (D).



**Over the past decade, the number of states included in this survey has increased.**

*In order to provide accurate comparisons over time, we compare data based on only the states interviewed in that year as follows:*

**2011 5 States:** CO, MT, NM, UT & WY

**2012-2015 6 States:** AZ, CO, MT, NM, UT & WY

**2016-2017 7 States:** AZ, CO, MT, NM, NV, UT & WY

**2018-2021 8 States:** AZ, CO, ID, MT, NM, NV, UT & WY

# The 2021 Survey Covered:

- ❖ Conservation in a New Era, including significant changes over the last decade and priorities for the new administration
- ❖ Outdoor Recreation, including distinctions among racial/ethnic sub-groups
- ❖ Public Lands, including prioritization of conservation value over energy extraction
- ❖ Energy, including policies to transition to renewable energy
- ❖ Wildfires, including increasing concern and policies to reduce the risk from wildfires
- ❖ Climate Change, including tracking views of the problem and net zero public lands
- ❖ Water, including water infrastructure and extending water to rural/tribal lands
- ❖ Wildlife, including conservation efforts directed at reducing impacts on wildlife
- ❖ Views of the Nation, core perceptions of the economy, state budget deficits and the direction of the country





# Conservation in a New Era



# Western voters are far more likely to say they are worried about the future of nature than optimistic.

**36%**

*Hopeful*



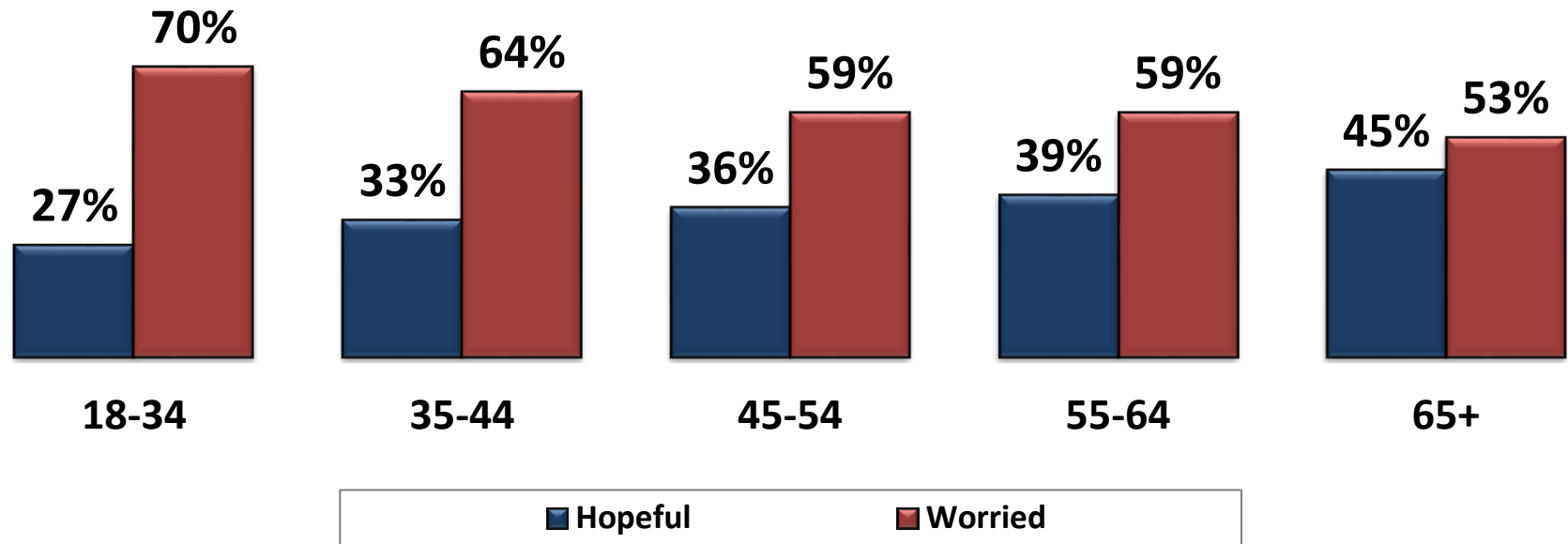
**61%**

*Worried*



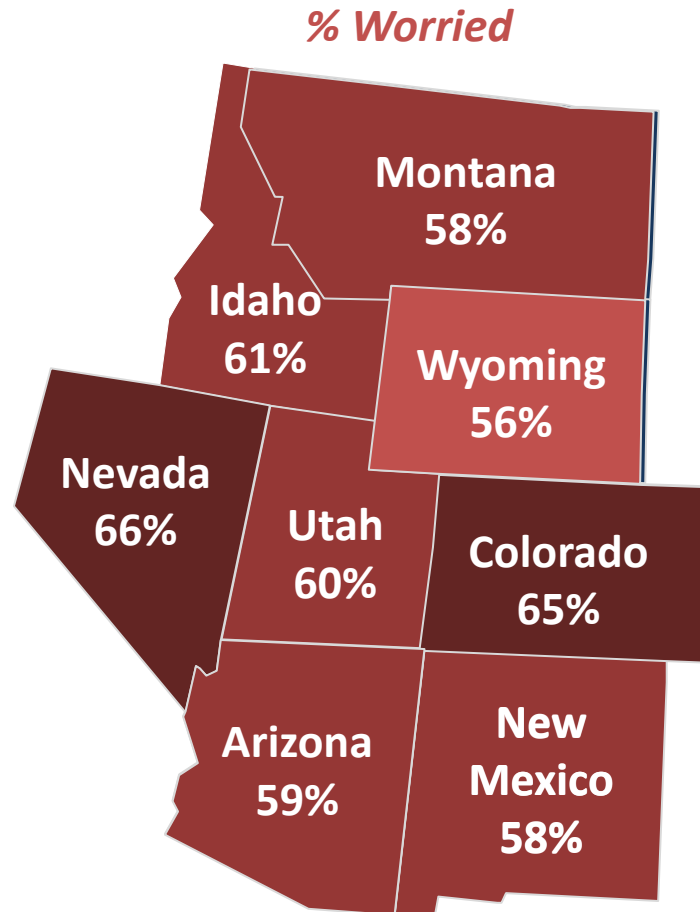
*When you think about the future of nature, meaning our land, water, air and wildlife, would you say that you feel – more hopeful or more worried?*

# Younger voters are the most worried about the future of nature.



*When you think about the future of nature, meaning our land, water, air and wildlife, would you say that you feel – more hopeful or more worried?*

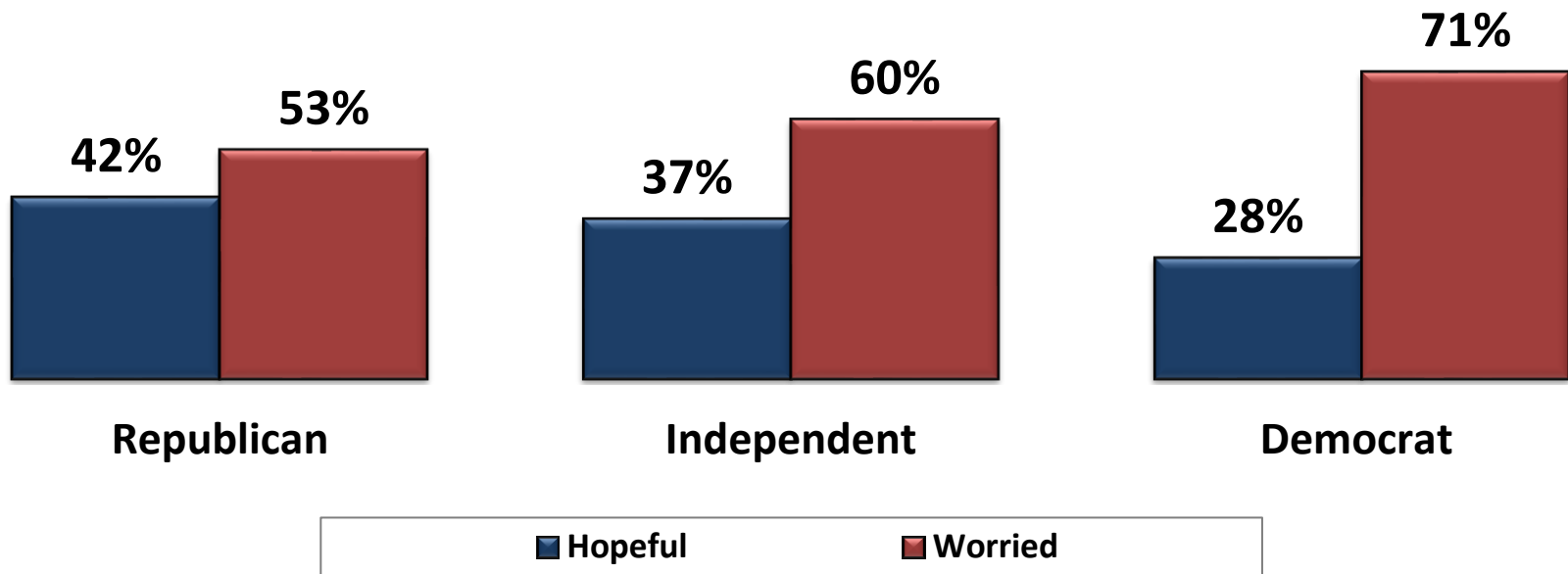
# A majority in every state express concern for the future of nature.



*When you think about the future of nature, meaning our land, water, air and wildlife, would you say that you feel – more hopeful or more worried?*

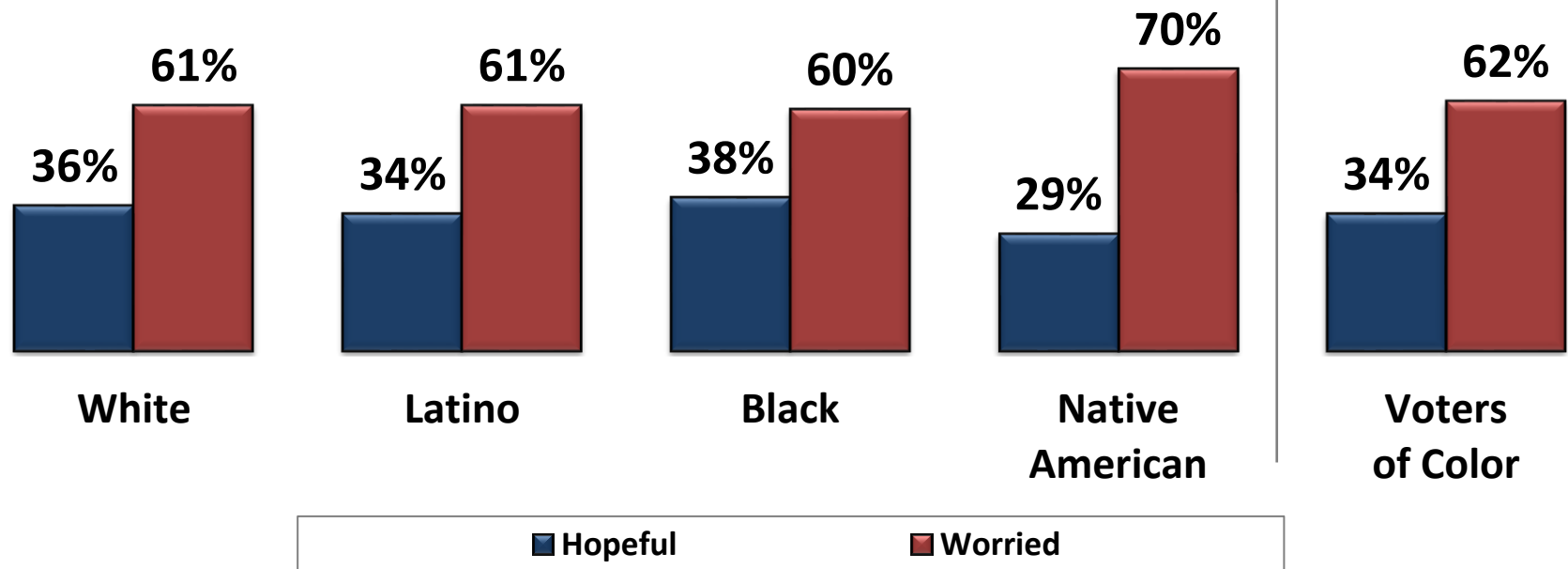


# Concern about the future of nature cuts across party lines.



*When you think about the future of nature, meaning our land, water, air and wildlife, would you say that you feel – more hopeful or more worried?*

## It is also evident at similar levels among voters of different ethnic backgrounds.



*When you think about the future of nature, meaning our land, water, air and wildlife, would you say that you feel – more hopeful or more worried?*

## A number of environmental problems we tracked from 2011 have increased as very serious problems, especially climate change.

<i>% Extremely/Very Serious</i>	2011	2021	% Increase
Climate change	27% →	54%	+27%
Loss of habitat for fish and wildlife	38% →	55%	+17%
Pollution of rivers, lakes, and streams	42% →	55%	+13%
Inadequate water supplies	40% →	51%	+11%
Loss of family farms and ranches	50% →	56%	+6%
The impact of oil and gas drilling on our land, air and water	31% →	37%	+6%
Air pollution and smog	40% →	43%	+3%

*For each one, please tell me if you think it is an extremely serious problem, a very serious problem, a somewhat serious problem, or not a problem in your state... Showing 2021 data by just 2011 states: CO, MT, NM, UT & WY*

## In fact, climate change is a major reason for why voters are more worried about the future of nature.

*“The lack of the US addressing climate change. The severe storms increasing year over year. The ravaging fires are devastating.”*  
– Idaho, Female, Age 65+, Republican

*“Climate change is politicized for no real reason. People care about the status quo more than the future.”*  
– Wyoming, Female, Age 35-54, Democrat

*“Global warming is being ignored or denied.”*  
– New Mexico, Female, Age 55-64, Democrat

*“Lack of proper government response to climate change.”*  
– Nevada, Male, Age 18-34, Democrat

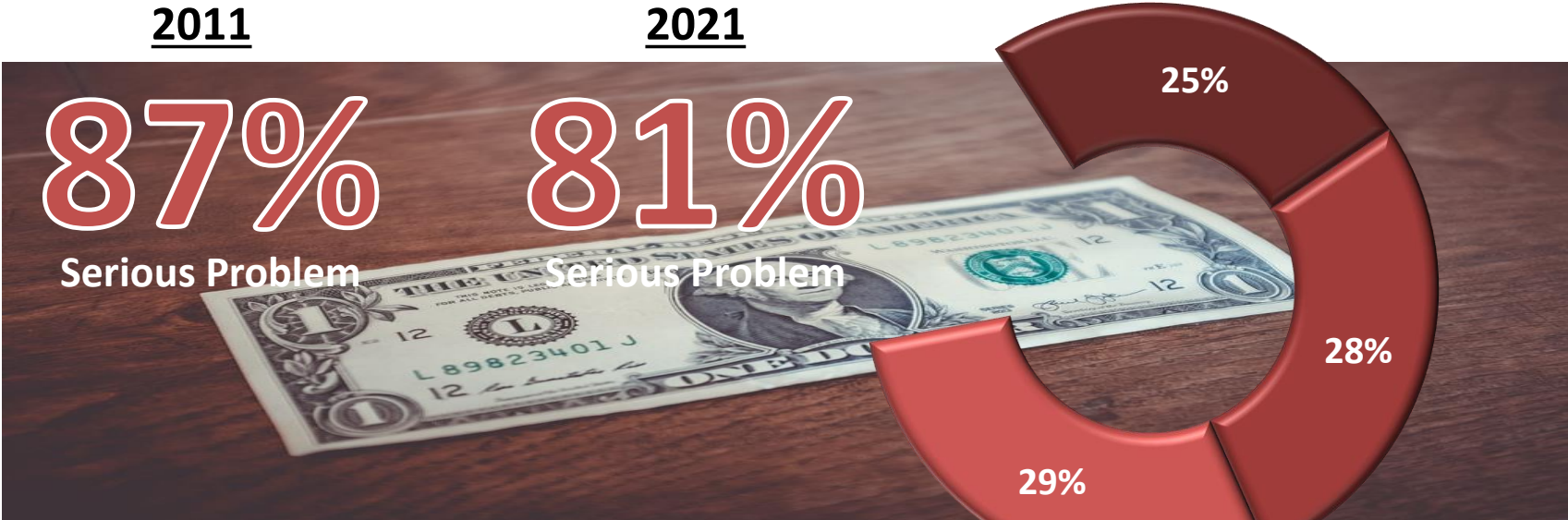
*“The water supply in the western US is of great concern. Global warming does need to be addressed, although I have some concerns about government controlling our lives...”*  
– Arizona, Male, Age 65+, Republican

*“I am worried about the commercial use and selling of public land. We in the west have an incredible amount of public land and I hope it can stay that way for public recreation as well as wildlife populations.”* – Idaho, Male, Age 18-34, Republican

*What are the one or two reasons you feel more **WORRIED** about the future of nature? (Asked N=920 Respondents)*



# Despite the fact that four-in-five voters today say that budget deficits are a serious problem in their state...

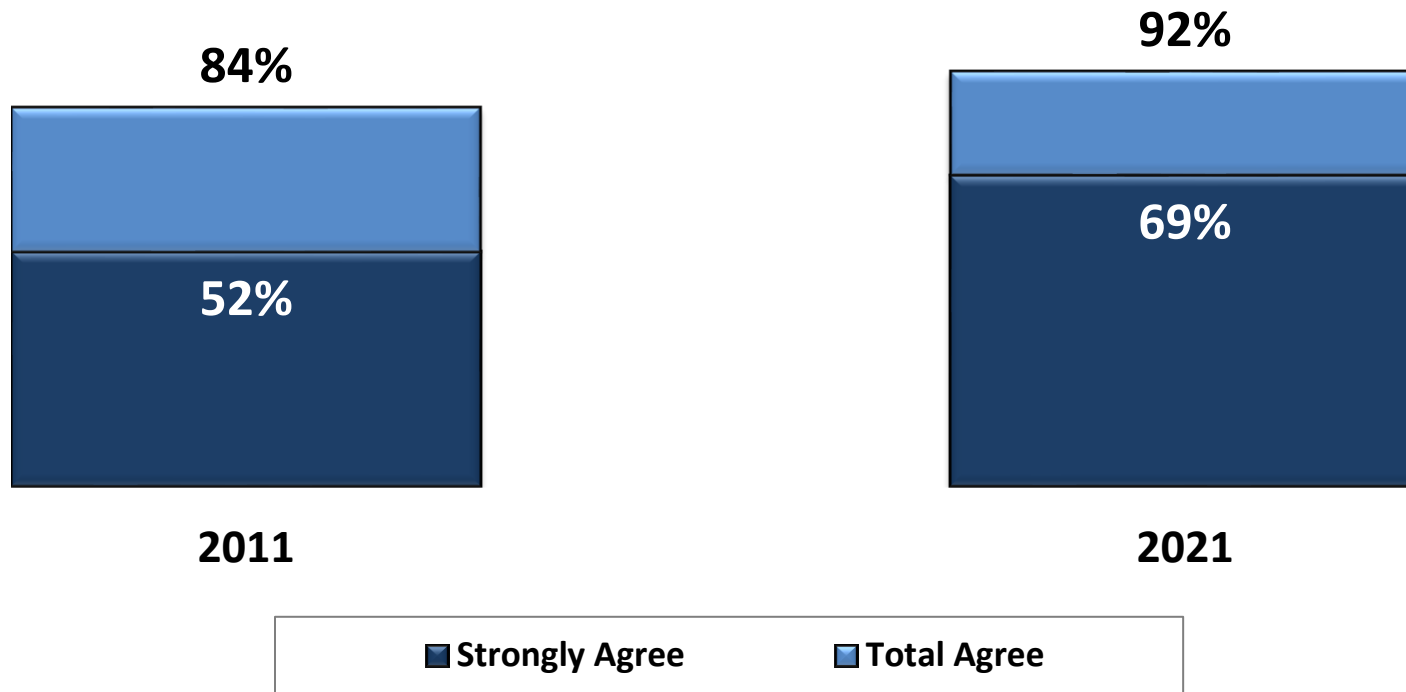


## The State Budget Deficit

- Extremely Serious
- Very Serious
- Somewhat Serious

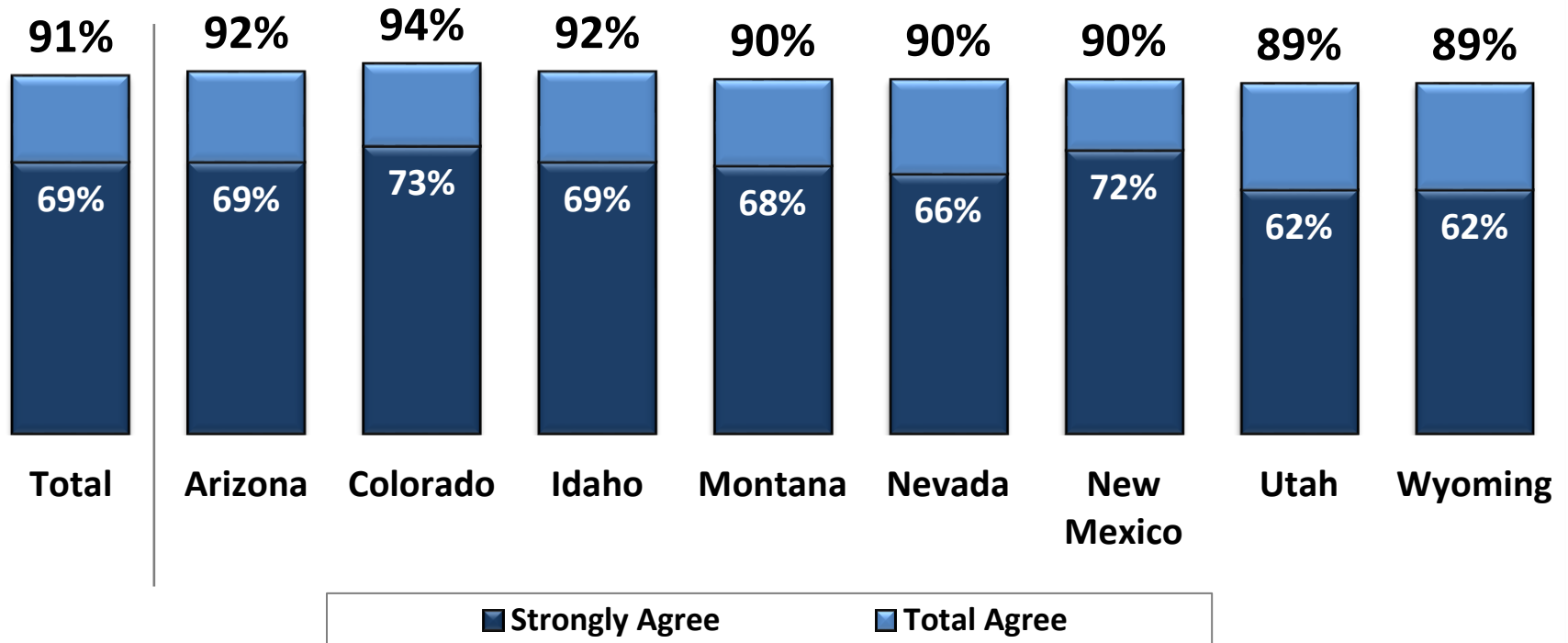
For each one, please tell me if you think it is an extremely serious problem, a very serious problem, a somewhat serious problem, or not a problem in your state... **The state budget deficit** - (Asked N=1,869 Respondents)  
**Showing 2021 data by just 2011 states: CO, MT, NM, UT & WY**

# ...Western voters are even more adamant today that their state should continue to invest in conservation.



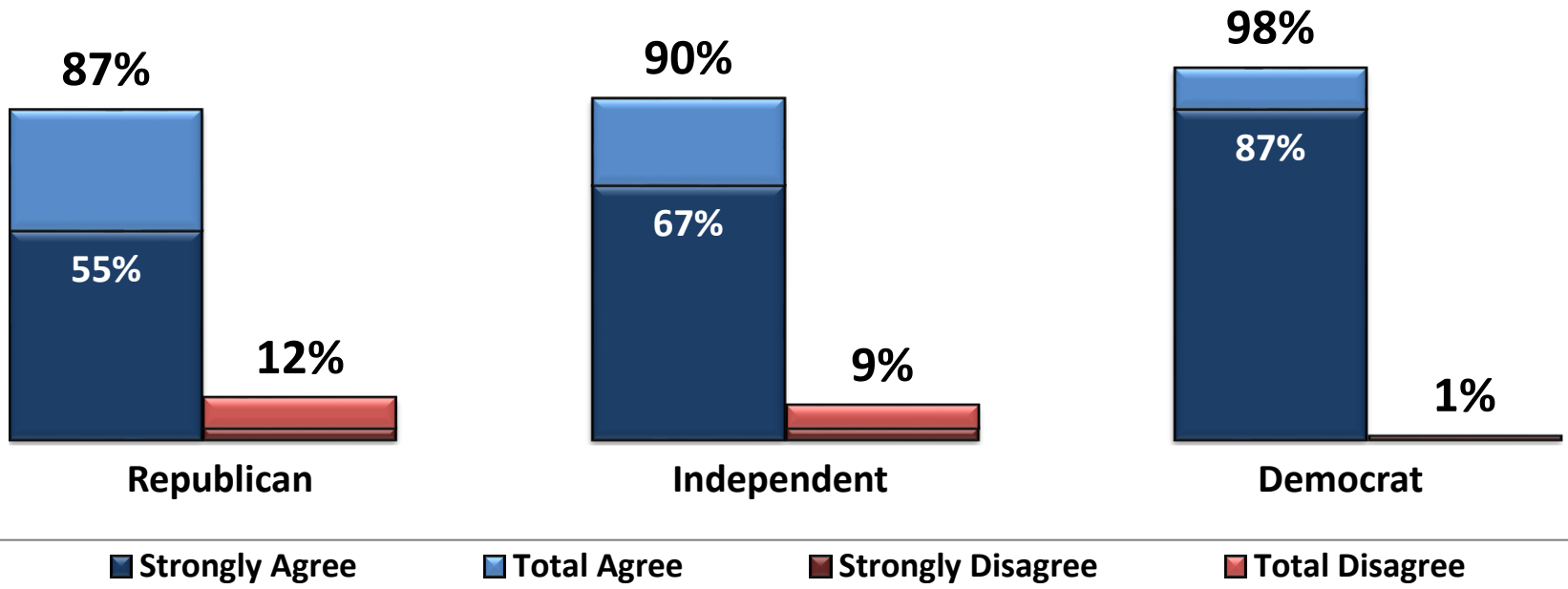
*Do you agree or disagree that... Even with state budget problems, we should still find money to protect **STATE's** land, water and wildlife.  
Showing 2021 data by just 2011 states: CO, MT, NM, UT & WY*

# There is overwhelming agreement in every single state that Western states should continue to invest in conservation.



*Do you agree or disagree that... Even with state budget problems, we should still find money to protect **STATE's** land, water and wildlife.*

# The desire to continue investments in conservation has some of the strongest bipartisan support of any issue.



*Do you agree or disagree that... Even with state budget problems, we should still find money to protect **STATE's** land, water and wildlife.*



# We tested a significant number of policies...

Requiring oil and gas companies, rather than federal and state governments, to pay for all of the clean-up and land restoration costs after drilling is finished.

Requiring oil and gas companies to use updated equipment and technology to prevent leaks of methane gas and other pollution into the air.

Ensuring that Native American tribes have greater input into decisions made about areas within national public lands that contain sites sacred to or culturally important to their tribe.

Designating portions of existing public lands where wildlife migrate each year as areas which should NOT be open to oil and gas drilling.

Restoring Clean Water Act protections for smaller streams and seasonal wetlands.

Creating new national parks, national monuments, national wildlife refuges and tribal protected areas to protect historic sites or areas for outdoor recreation.

Restoring protections for threatened species under the Endangered Species Act that were removed.

Setting a national goal of conserving thirty percent of land and inland waters in America, and thirty percent of its ocean areas by the year 2030.

Restoring national monument protections to lands in the West which contain archaeological and Native American sites, but also have oil, gas and mineral deposits.

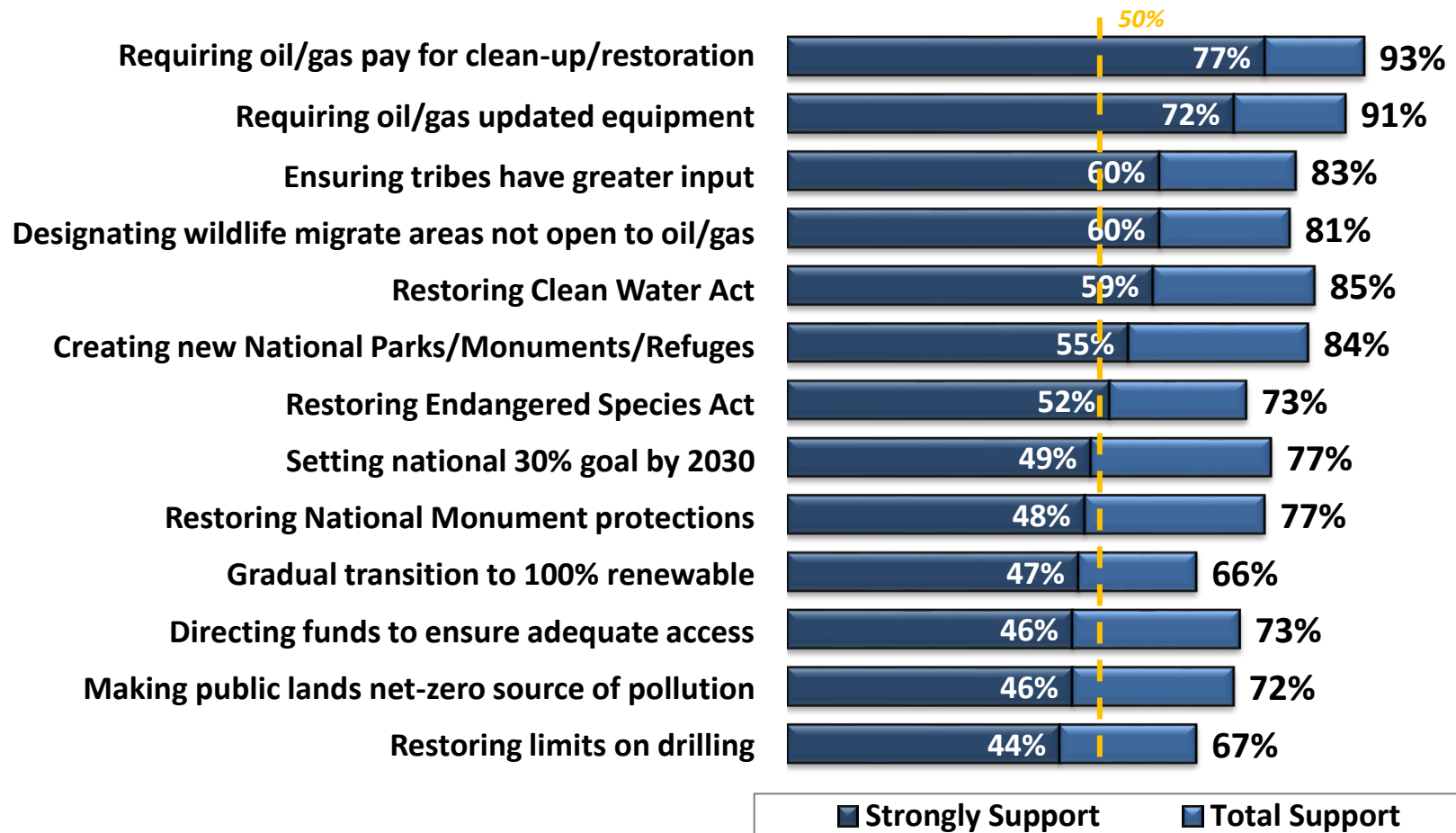
Gradually transitioning to one hundred percent of our energy being produced from clean, renewable sources like solar, wind and hydropower over the next ten to fifteen years.

Directing funding to ensure adequate access to parks and natural areas for lower-income people and communities of color that have disproportionately lacked them.

Making public lands a net-zero source of carbon pollution, meaning that the positive impacts of forests and lands to create clean air are greater than the carbon pollution caused by oil and gas development or mining.

Restoring limits on drilling or industrial activities that could negatively impact threatened wildlife on national public lands, such as sage grouse, a bird species which is at-risk.

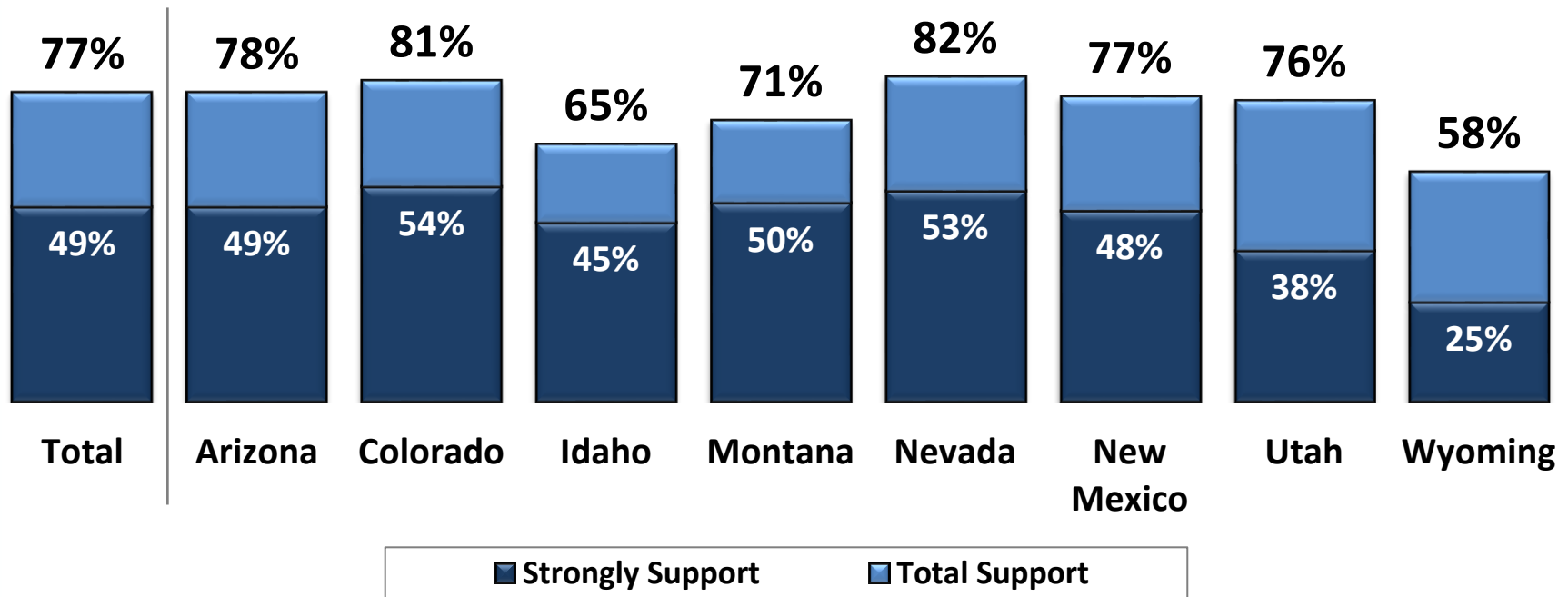
# And saw strong consensus on this pro-conservation agenda, with two-thirds supporting every pro-conservation policy tested.



*For each one, please tell me if you would support or oppose a similar proposal in your state...*

# In particular, a majority of voters express support for a bold initiative to conserve 30% of land and waters by 2030.

## National 30% Conservation Goals

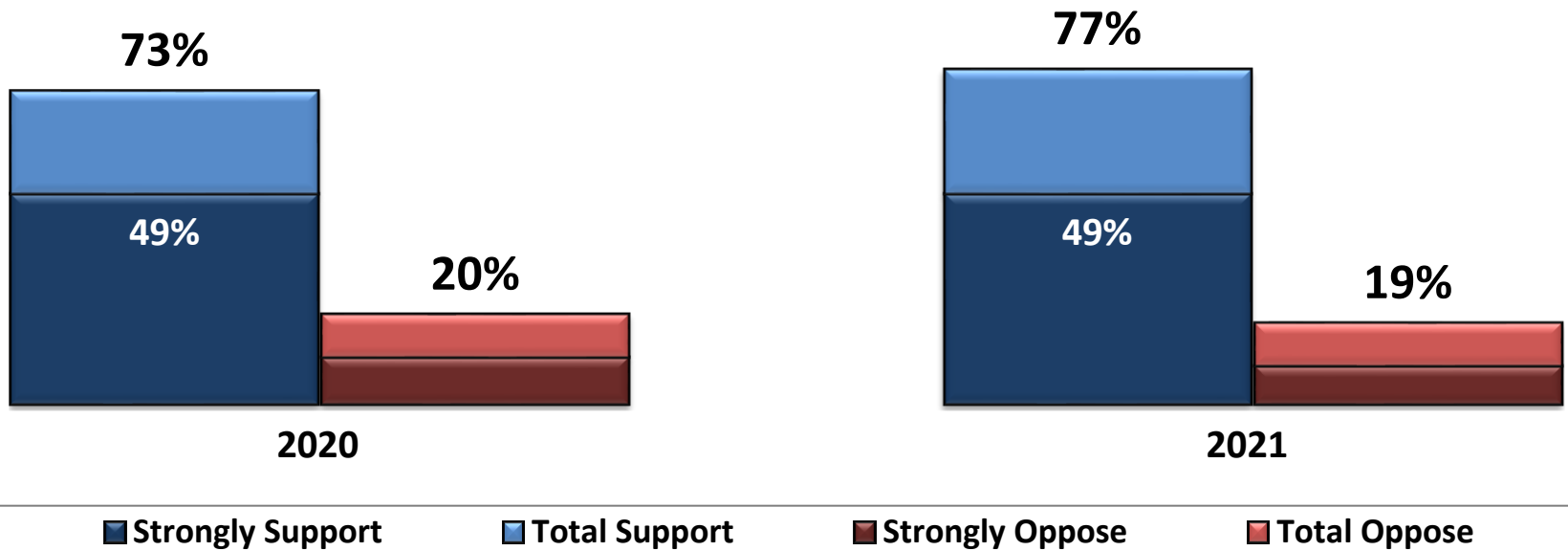


*For each one, please tell me if you would support or oppose a similar proposal in your state...*

**Setting a national goal of conserving thirty percent of land and inland waters in America, and thirty percent of its ocean areas by the year 2030. (Asked N=1,973 Respondents)**

# Enthusiasm for this 30% conservation goal has remained solid over the last year.

## National 30% Conservation Goals

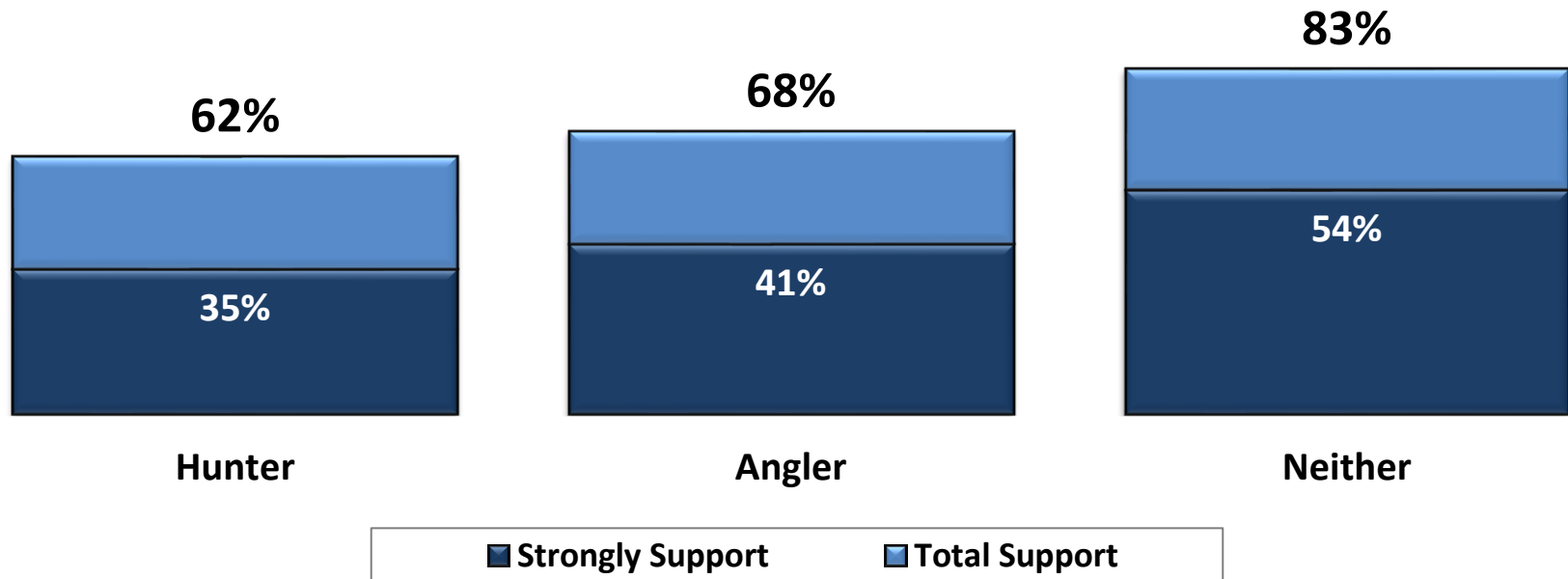


For each one, please tell me if you would support or oppose a similar proposal in your state... **Setting a national goal of conserving thirty percent of land and inland waters in America, and thirty percent of its ocean areas by the year 2030.** (Asked N=1,973 Respondents)  
\*\*2020 language read – "Setting a national goal of protecting 30 percent of America's lands and ocean areas by the year 2030."\*\*



# Sportsmen and non-sportsmen alike support the 30 x 30 goal for land conservation in the country.

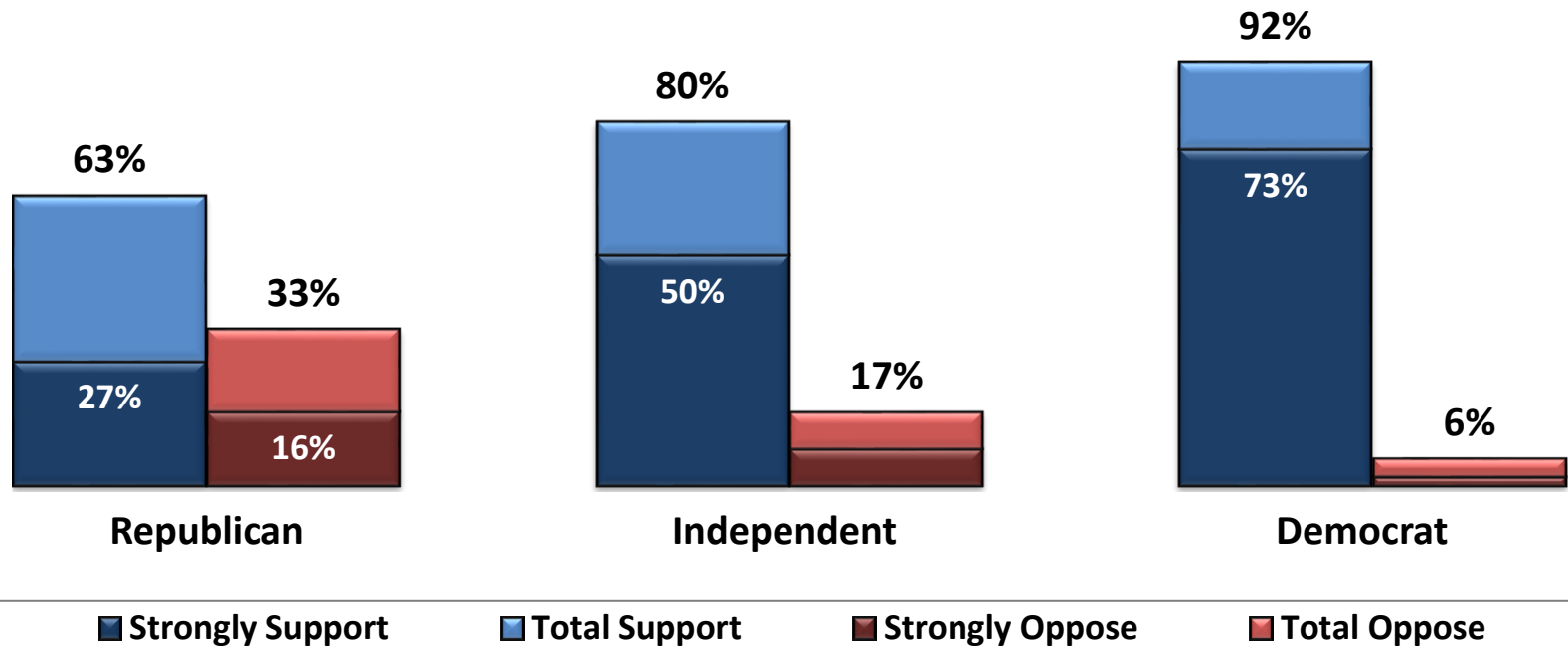
## National 30% Conservation Goals



For each one, please tell me if you would support or oppose a similar proposal in your state... **Setting a national goal of conserving thirty percent of land and inland waters in America, and thirty percent of its ocean areas by the year 2030.** (Asked N=1,973 Respondents)

# Republicans, Independents, and Democrats all support this significant goal.

## National 30% Conservation Goals



For each one, please tell me if you would support or oppose a similar proposal in your state... **Setting a national goal of conserving thirty percent of land and inland waters in America, and thirty percent of its ocean areas by the year 2030.** (Asked N=1,973 Respondents)

**This support for conservation efforts and investments stands despite unemployment re-emerging as a serious issue, although not as high as when we started tracking it.**

2013

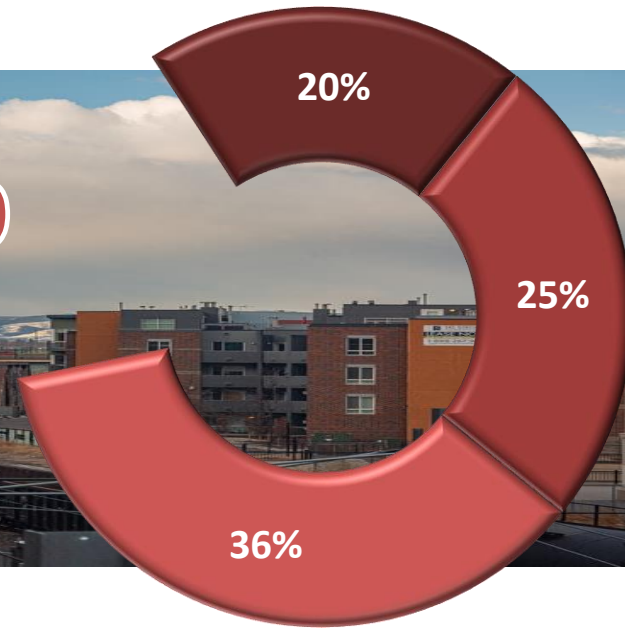
2021

**92%**

Serious Problem

**81%**

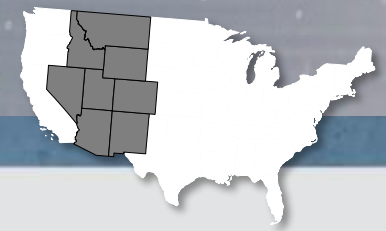
Serious Problem



***Unemployment in (STATE)***



*For each one, please tell me if you think it is an extremely serious problem, a very serious problem, a somewhat serious problem, or not a problem in your state... **Unemployment in (STATE)** - (Asked N=1,973 Respondents)  
**Showing 2021 data by just 2013 states: AZ, CO, MT, NM, UT & WY***



# Outdoor Recreation



**With the potential for a return to normalcy in 2021, a majority intend to visit national public lands more often.**



**57%**

*More Often*



**39%**

*Same*



**4%**

*Less Often*

*\*\*Top Groups More Often: City Women (67%), New Mexico (66%), Democrat 18-44 (66%), Women 18-34 (64%), Women 35-54 (63%)\*\**

*And obviously 2020 was an unusual year, so assuming that the pandemic is under control this year, do you plan to visit national public lands - more often, less often or about the same amount in the year ahead?*



## Hiking and camping are by far the most common outdoor activities.



**75%**

Hiking/Running/  
Walking



**47%**

Camping

Picnicking **34%**

Hunting/Fishing **33%**

Bird Watching/  
Viewing Wildlife **31%**

Boating/Rafting/  
Kayaking **27%**

Sports **25%**

Mountain/Trail Biking **22%**

Off-Road/Snowmobile **21%**

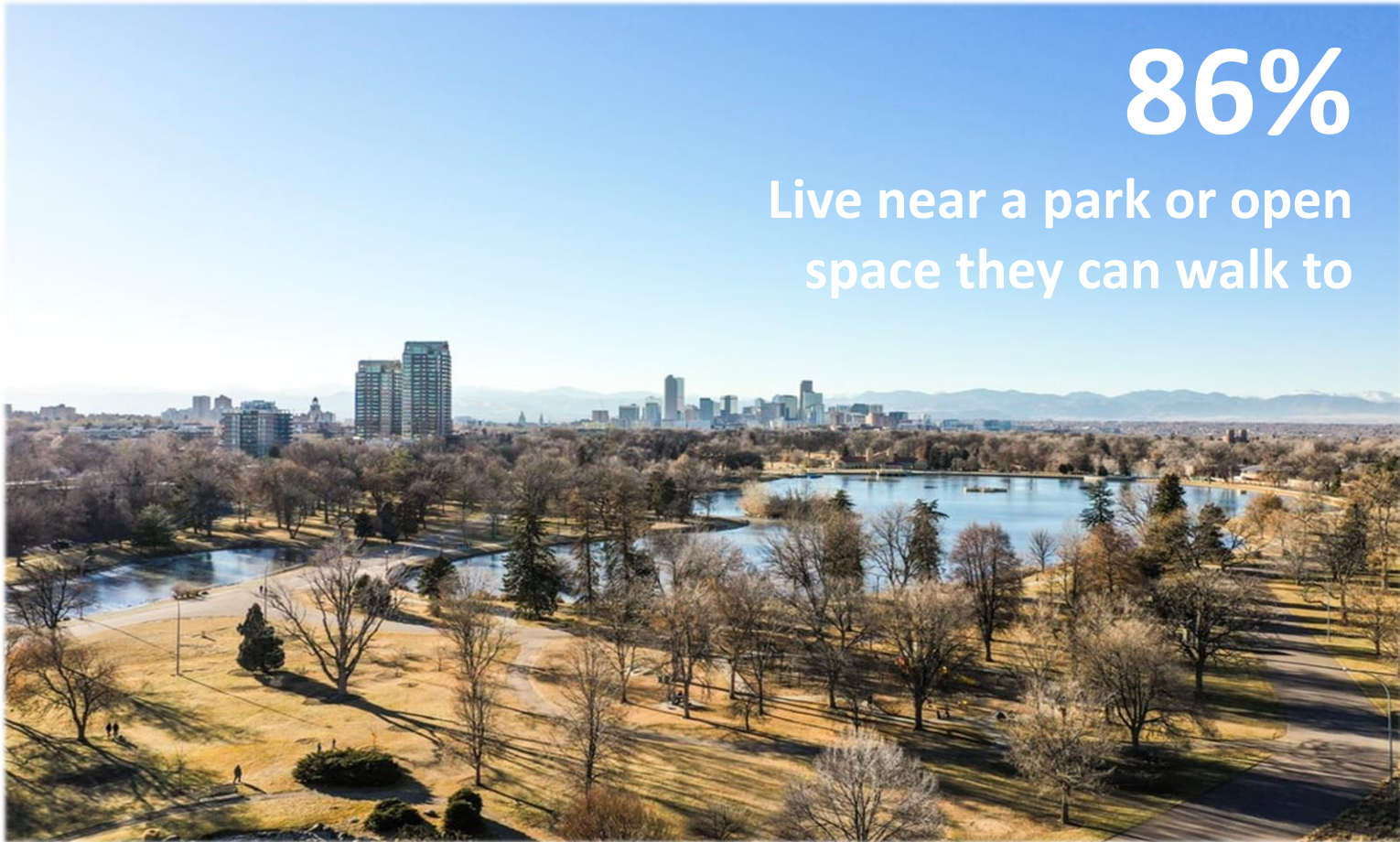
*Which of the following types of outdoor recreation, if any, do you participate in regularly?*



**Almost nine-in-ten say there is a park or open space near them.**

**86%**

Live near a park or open  
space they can walk to



*And thinking about where you live, is there a park or open space that you feel safe and is convenient to walk to?*

**Virtually all voters have visited national public lands before.**

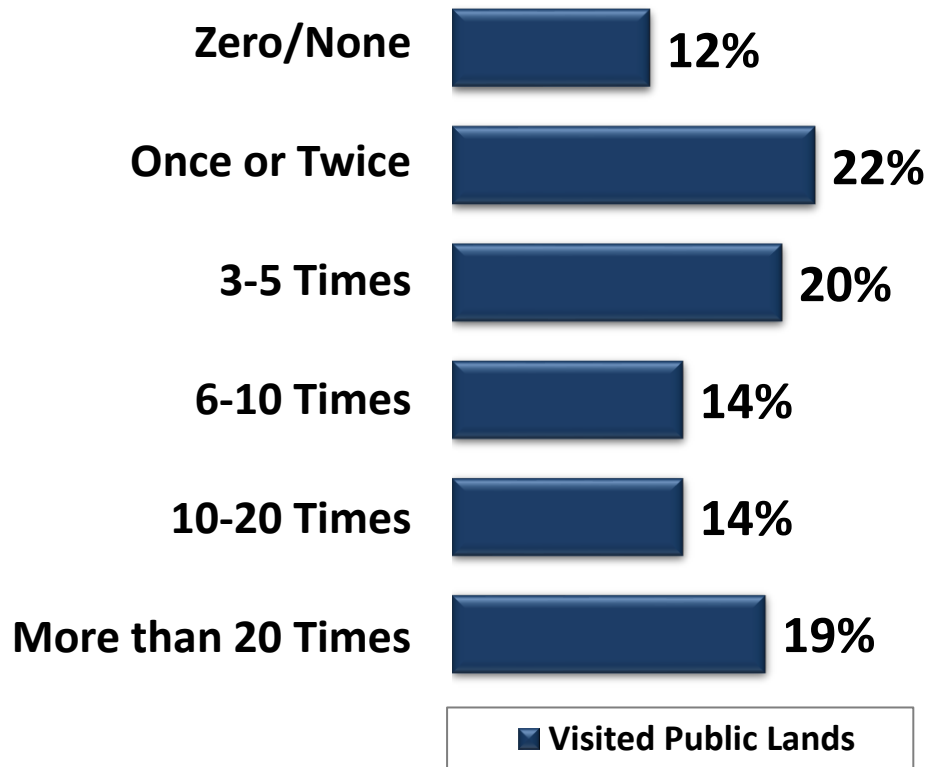
**99%**  
Ever visited



*Over the past year, how many times do you think you have visited national public lands such as national parks, national forests, national monuments, national wildlife refuges, or other national public lands? Have you ever visited national public lands before?*



# In the last year, 88 percent of voters have visited national public lands, with many frequently visiting them.



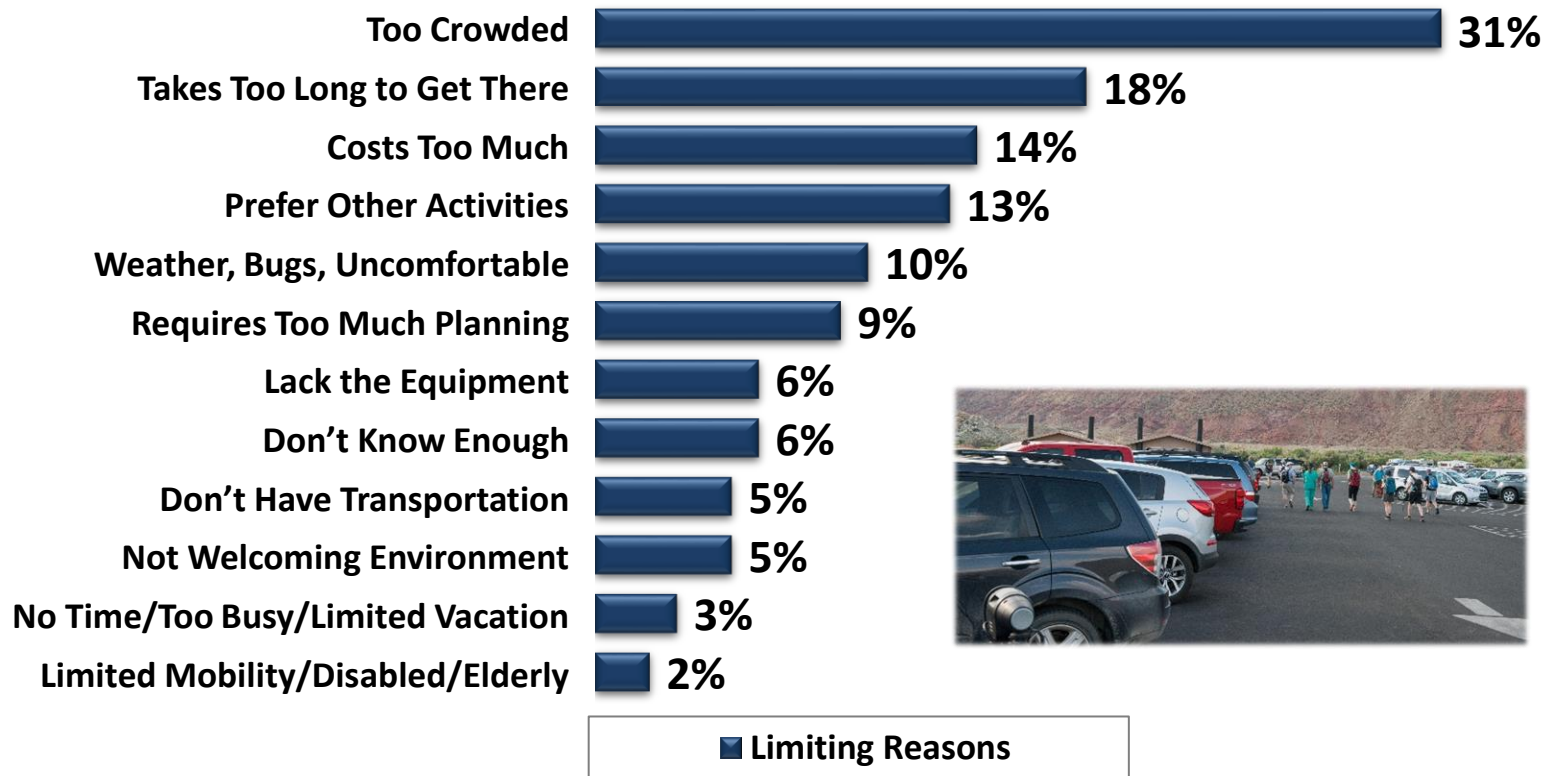
*Over the past year, how many times do you think you have visited national public lands such as national parks, national forests, national monuments, national wildlife refuges, or other national public lands?*

## Black voters have visited national public lands the least compared to other ethnic sub-groups.

<i>Visited Park</i>	Total	White	Latino	Black	Native Am	Voters of Color
Zero/None	12%	11%	12%	26%	12%	15%
Once or Twice	22%	20%	24%	38%	23%	27%
3-5 Times	20%	21%	21%	14%	18%	19%
6-10 Times	14%	14%	14%	9%	17%	14%
10-20 Times	14%	15%	12%	5%	11%	10%
More Than 20 Times	19%	20%	17%	7%	19%	15%

*Over the past year, how many times do you think you have visited national public lands such as national parks, national forests, national monuments, national wildlife refuges, or other national public lands?*

# Crowding is the greatest deterrent to visiting national public lands more often, topping concerns about distance or cost.



*Which if any of the following limit how often you might visit national public lands such as national parks or national forests?*

## Those who did not visit at all in the last year have more diverse reasons for not visiting public lands.

<i>Top 8 Limiting Reasons</i>	Total	None	1-5x	6-20x	20+
Too Crowded	31%	19%	31%	34%	37%
Takes Too Long To Get There	18%	14%	22%	17%	11%
Costs Too Much	14%	15%	16%	13%	11%
Prefer Other Activities	13%	20%	17%	8%	5%
Weather, Bugs, Uncomfortable	10%	11%	10%	12%	7%
Requires Too Much Planning	9%	7%	12%	9%	5%
Lack The Equipment	6%	7%	8%	5%	3%
Don't Know Enough about these Places	6%	12%	8%	2%	1%

*Which if any of the following limit how often you might visit national public lands such as national parks or national forests?*

## Lower income/working class voters are more apt to see cost as a limitation on visiting national public lands.

<i>Top 8 Limiting Reasons</i>	Total	Lower/ Working	Middle	Well-To-Do
Too Crowded	31%	27%	33%	35%
Takes Too Long to Get There	18%	17%	18%	17%
Costs Too Much	14%	24%	11%	5%
Prefer Other Activities	13%	11%	11%	18%
Weather, Bugs, Uncomfortable	10%	9%	12%	9%
Requires Too Much Planning	9%	9%	11%	8%
Lack the Equipment	6%	10%	5%	3%
Don't Know Enough about these Places	6%	8%	5%	3%

*Which if any of the following limit how often you might visit national public lands such as national parks or national forests?*

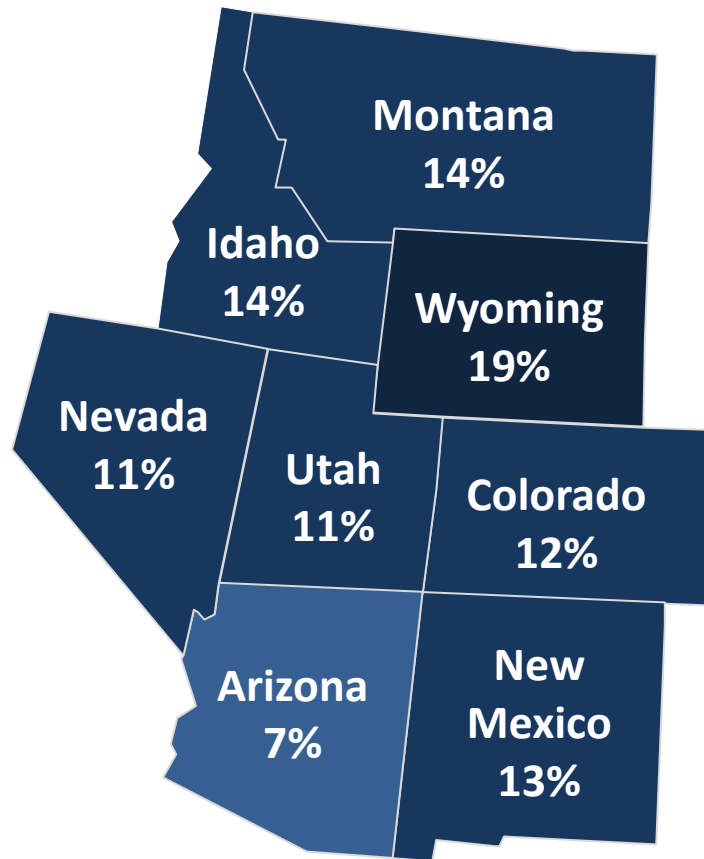


## There are some clear distinctions in what Latino and Black voters say are limitations to visiting public lands.

<i>Top 8 Limiting Reasons</i>	Total	White	Latino	Black	Native Am	Voters of Color
Too Crowded	31%	36%	19%	14%	30%	19%
Takes Too Long to Get There	18%	18%	20%	9%	14%	17%
Costs Too Much	14%	14%	15%	8%	16%	13%
Prefer Other Activities	13%	13%	12%	17%	7%	13%
Weather, Bugs, Uncomfortable	10%	11%	9%	10%	10%	9%
Requires Too Much Planning	9%	9%	10%	11%	8%	10%
Lack the Equipment	6%	5%	12%	5%	5%	10%
Don't Know Enough about these Places	6%	4%	11%	15%	5%	11%

*Which if any of the following limit how often you might visit national public lands such as national parks or national forests?*

# Very few voters say they have experienced hostility or felt unwelcome while visiting national public lands.

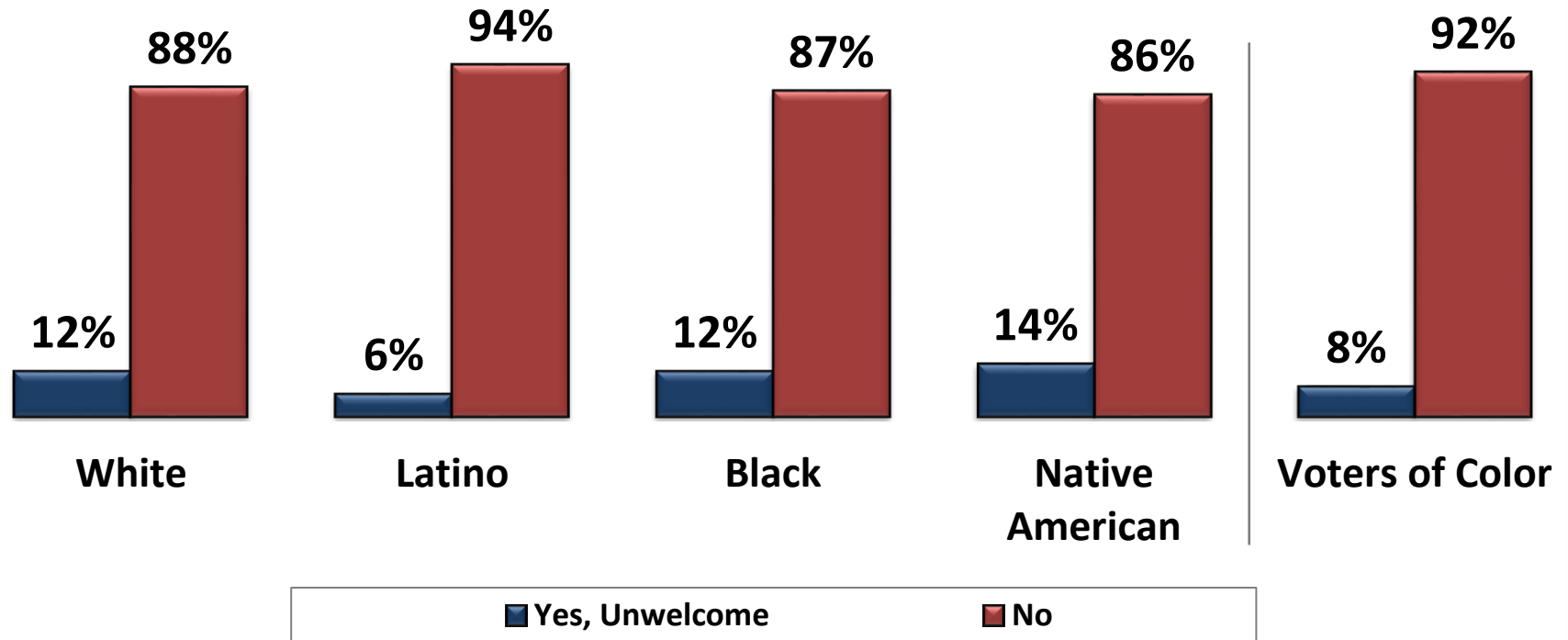


# 11%

*Yes, Felt  
Unwelcome*

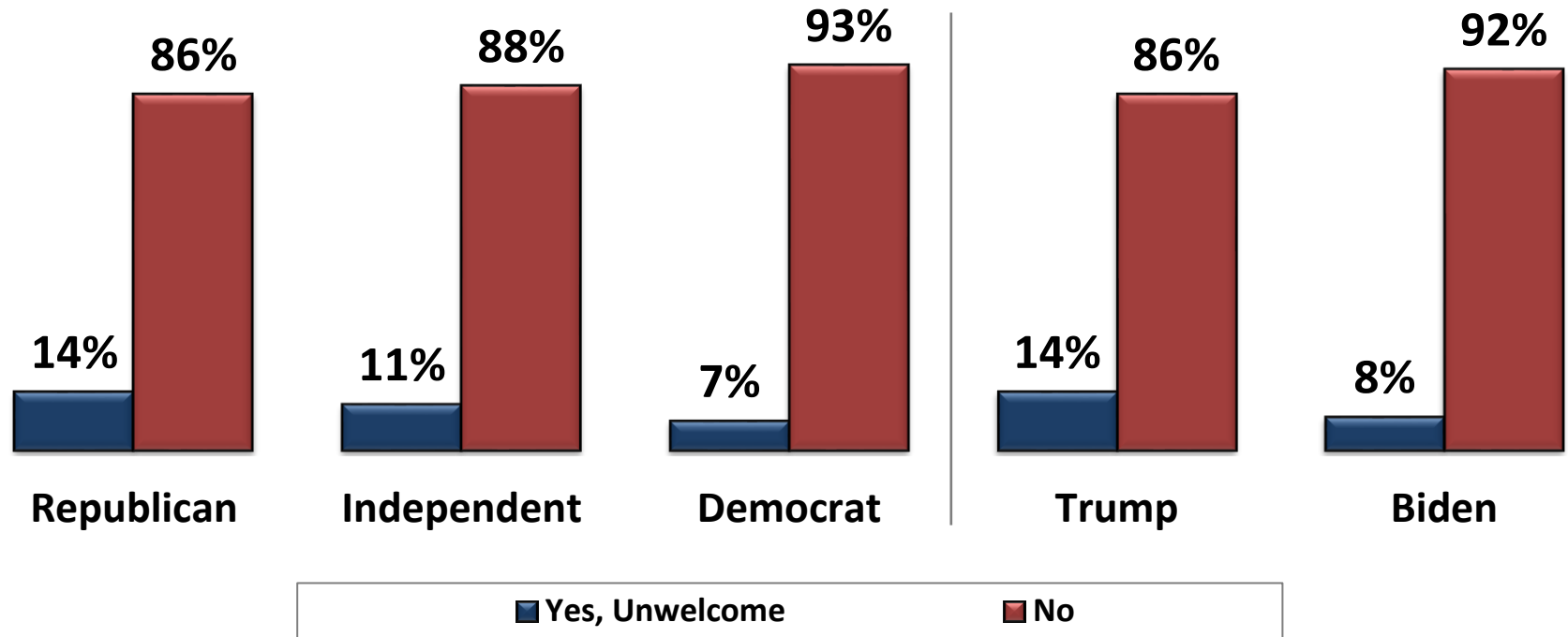
*And have you ever experienced hostility or been made to feel unwelcome while visiting national public lands or not?  
(Asked N=2,550 Respondents, those who have visited national public lands at least three times in the last year)*

# There are only slight distinctions based on race or ethnic background.



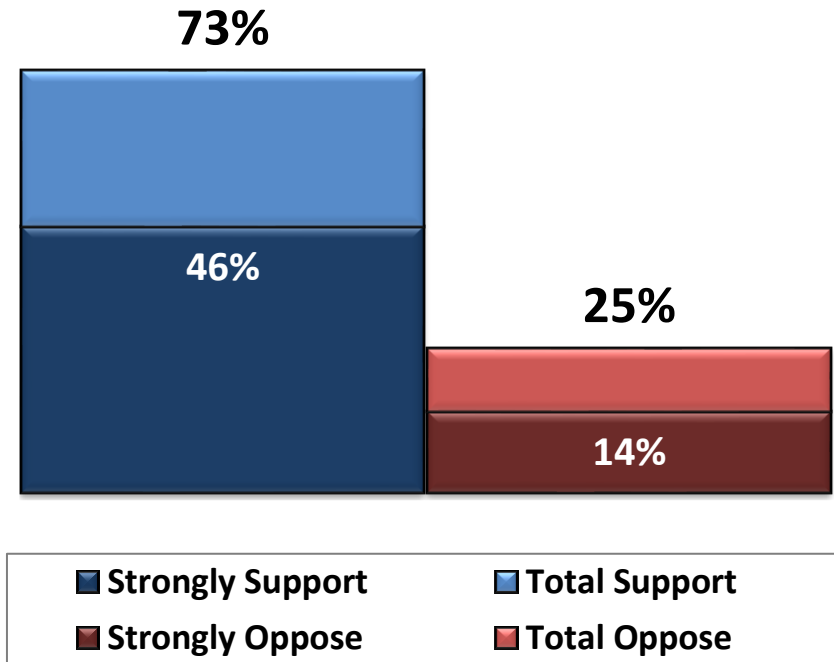
*And have you ever experienced hostility or been made to feel unwelcome while visiting national public lands or not?  
(Asked N=2,550 Respondents, those who have visited national public lands at least three times in the last year)*

# If anything, partisan affiliation is slightly more likely to bear a relationship to having felt unwelcome on public lands, albeit a minor one.



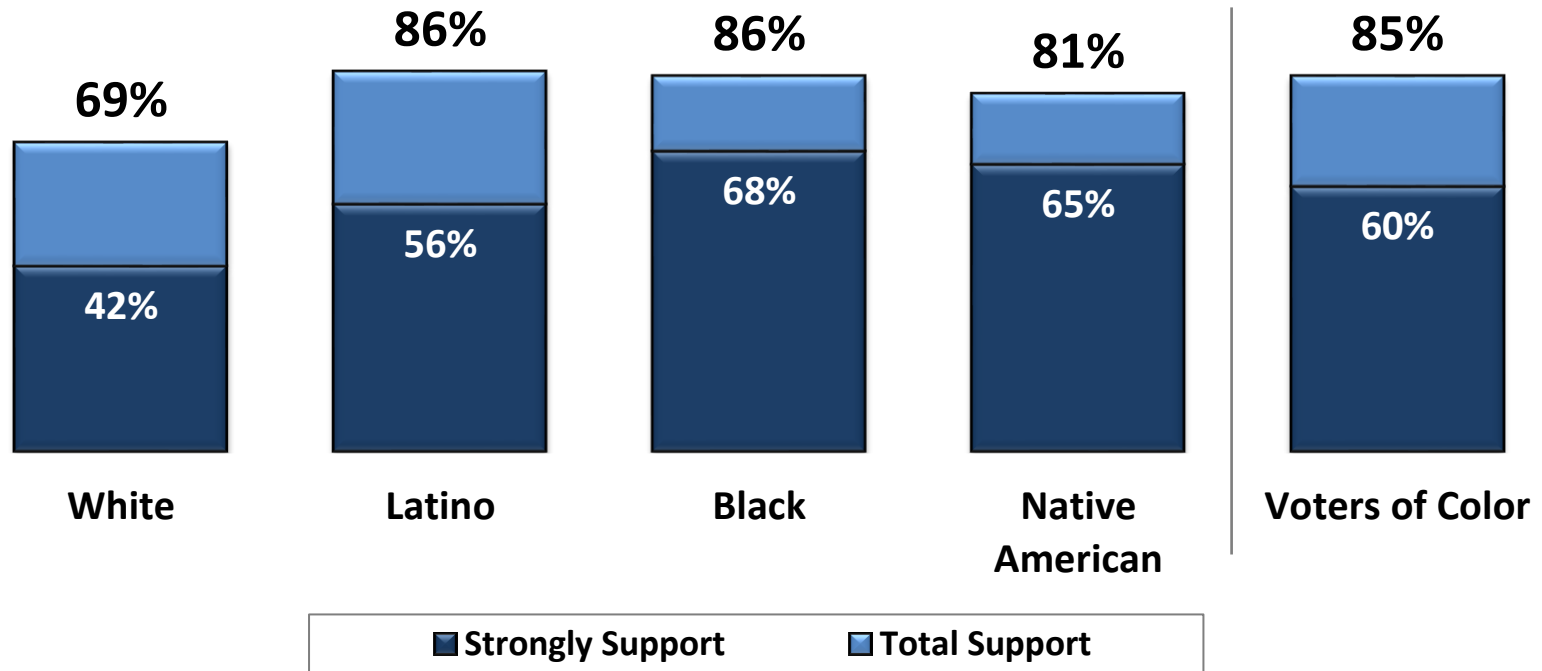
*And have you ever experienced hostility or been made to feel unwelcome while visiting national public lands or not?  
(Asked N=2,550 Respondents, those who have visited national public lands at least three times in the last year)*

# Voters overwhelmingly support directing funding to increase access for lower-income people and communities of color.



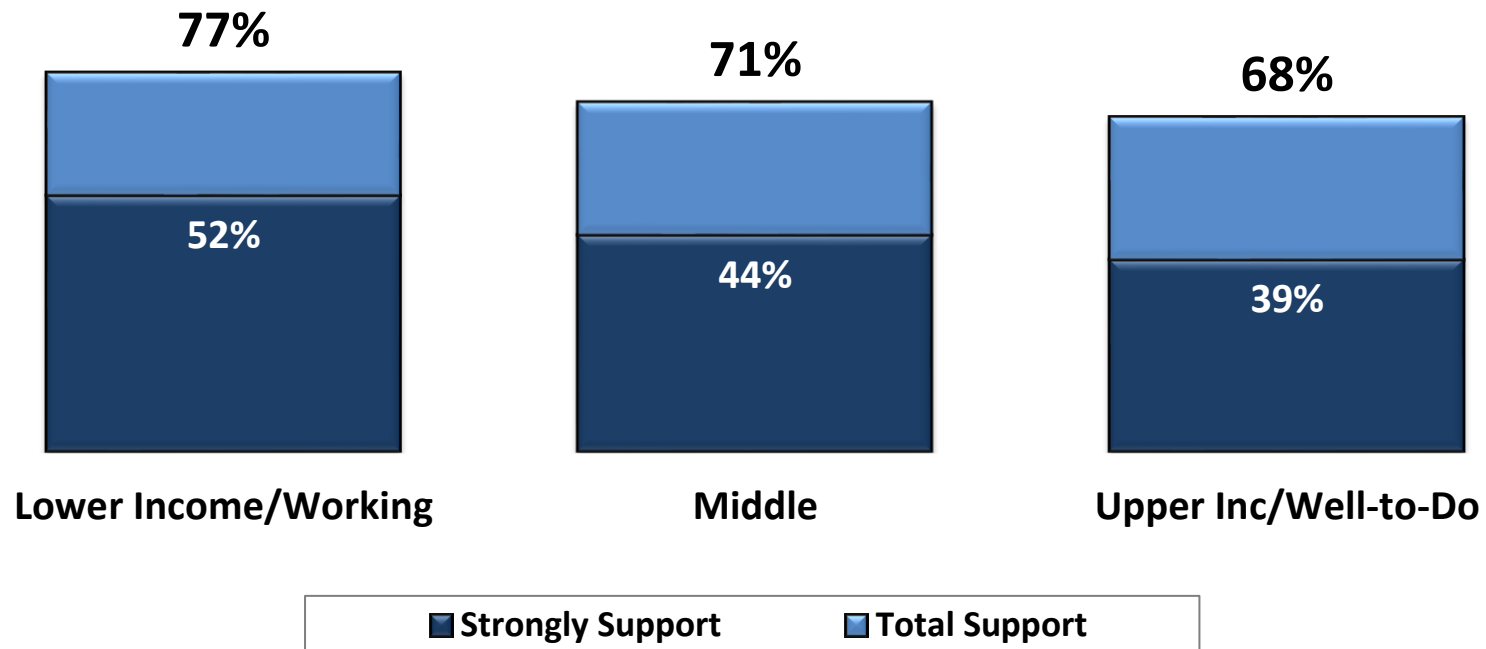
*For each one, please tell me if you would support or oppose a similar proposal in your state...*  
**Directing funding to ensure adequate access to parks and natural areas for lower-income people and communities of color that have disproportionately lacked them** (Asked N=1,869 Respondents)

# Support is strongest among communities of color...



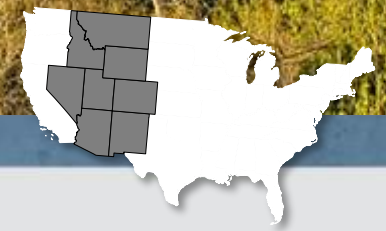
*For each one, please tell me if you would support or oppose a similar proposal in your state...  
Directing funding to ensure adequate access to parks and natural areas for lower-income people and communities of color that have disproportionately lacked them (Asked N=1,869 Respondents)*

**...and, those who describe themselves as lower income/working class are much more likely to support this funding.**



*For each one, please tell me if you would support or oppose a similar proposal in your state...  
Directing funding to ensure adequate access to parks and natural areas for lower-income people and communities of color that have disproportionately lacked them (Asked N=1,869 Respondents)*

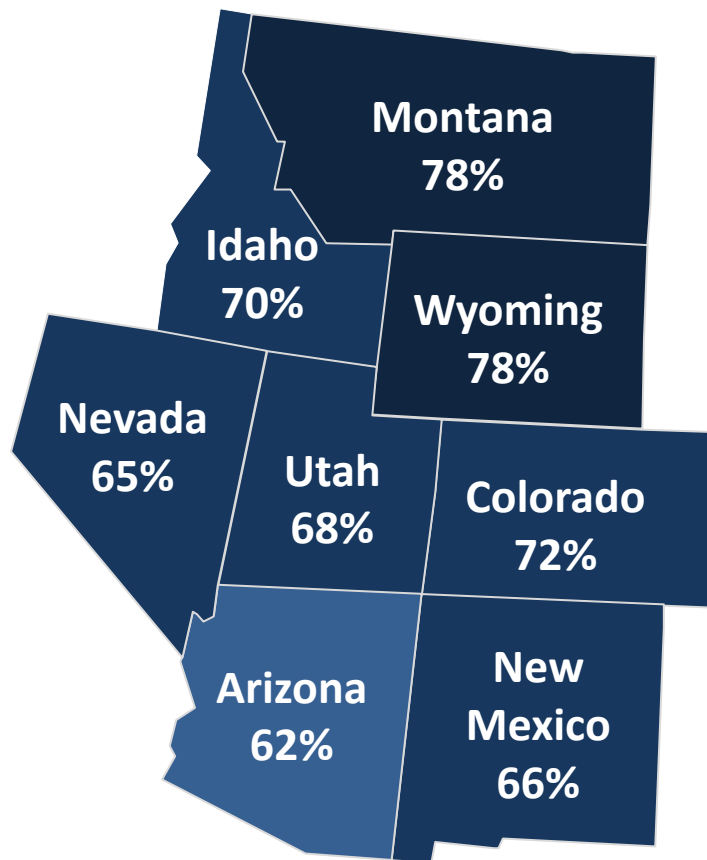




# Public Lands



# Most Westerners continue to identify as a “conservationist.”

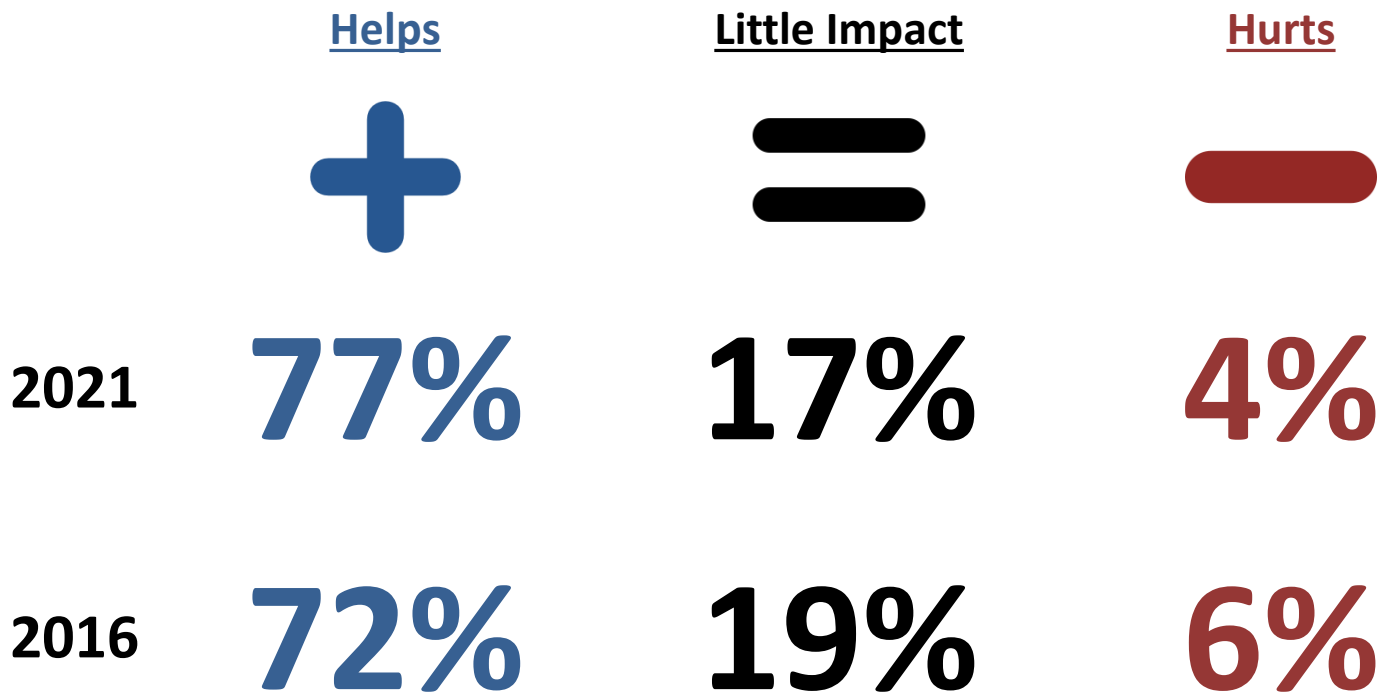


# 68%

*Yes,  
Conservationist*

*Do you consider yourself to be a conservationist?*

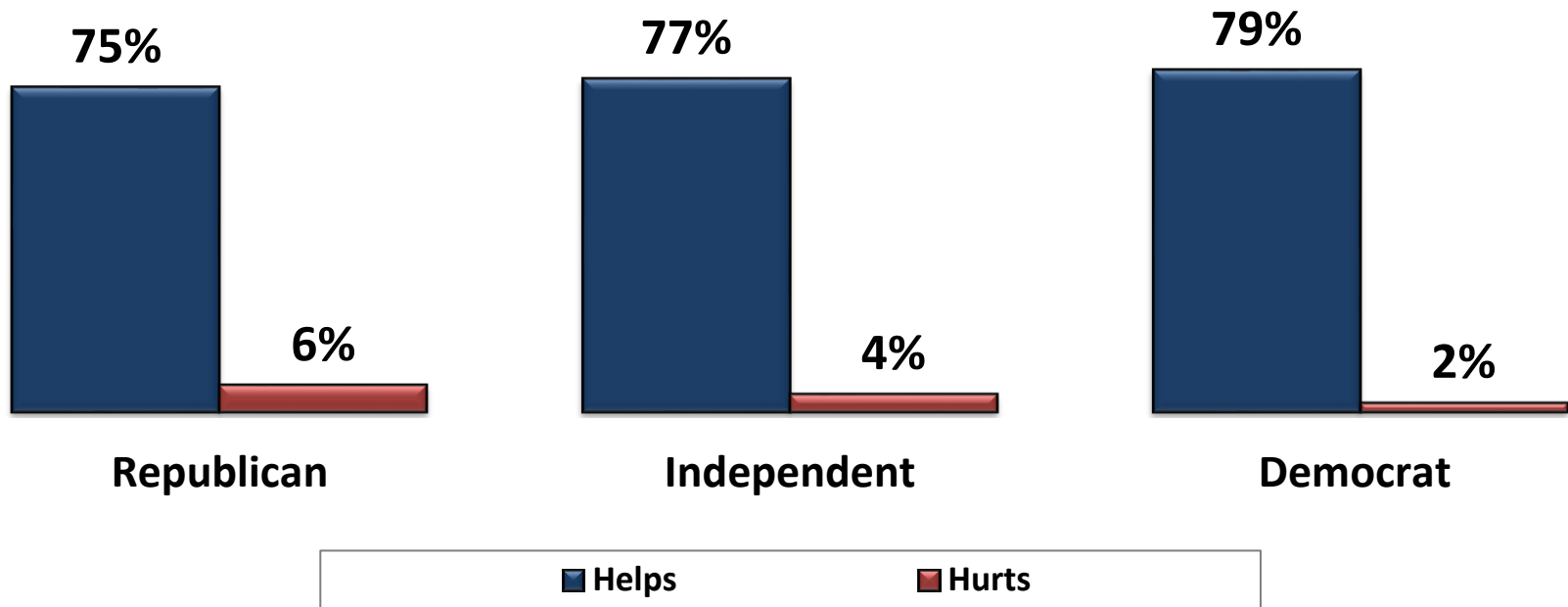
# National public lands also continue to be perceived as a boost to state economies.



*When you think about the presence of national public lands in STATE such as national parks, national forests, national monuments, or national wildlife refuges, do you think that having such lands helps our economy, hurts our economy, or has little impact on our economy?*

***Showing 2021 data by just 2016 states: AZ, CO, MT, NM, NV, UT & WY***

# The view that national public lands help the economy is one of the least partisan opinions, holding true across the political spectrum.



*When you think about the presence of national public lands in STATE such as national parks, national forests, national monuments, or national wildlife refuges, do you think that having such lands helps our economy, hurts our economy, or has little impact on our economy?*

## Two-thirds prefer their Member of Congress to emphasize protecting resources and natural lands over drilling or mining.

2019

2020

2021

Ensuring we protect sources of clean water, our air quality and wildlife habitat while providing opportunities to visit and recreate on our national public lands.

65%

67%

69%

Ensuring we produce more domestic energy by maximizing the amount of national public lands available for responsible oil and gas drilling and mining.

24%

25%

27%

*Which one would you prefer your Member of Congress place more emphasis on in upcoming decisions regarding national public lands?*



## **Respondents also considered how to handle oil and gas production on national public lands.**


*Currently, oil and gas companies lease more than 25 million acres of national public lands from the U.S. government. Oil and gas drilling is already taking place on half that land.*

*Which one best describes what you think should happen with oil and gas development on national public lands in the future? Do you think that...*

*We should stop all oil and gas development on public lands;*

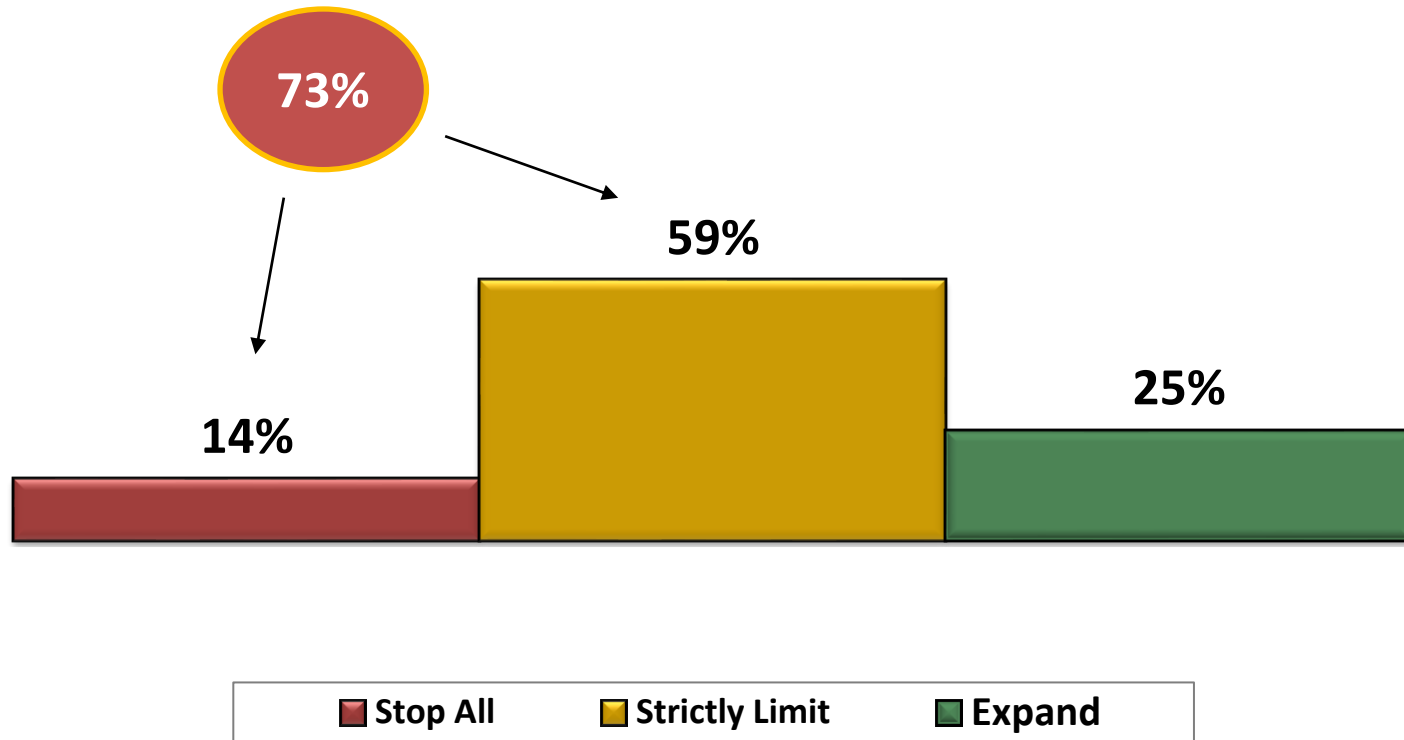
*We should strictly limit where and how new oil and gas development takes place on public lands, or*

*We should expand oil and gas development on public lands?*





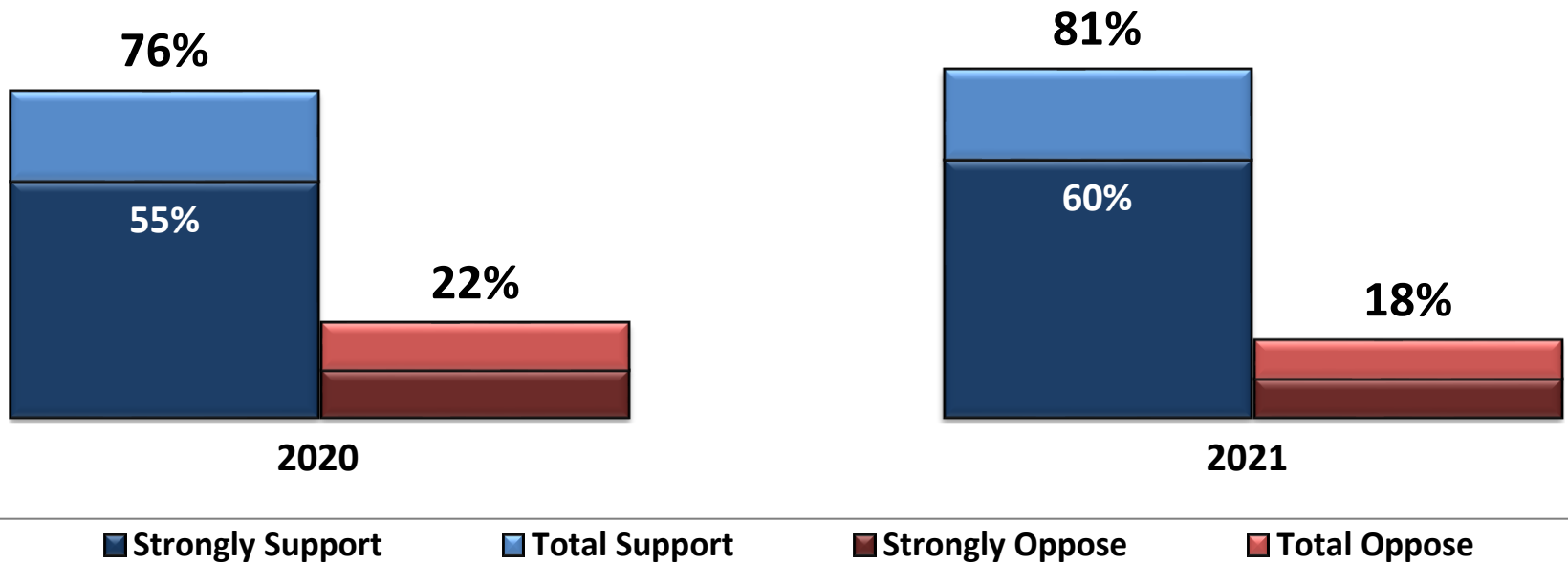
# A strong majority want to either stop or strictly limit oil and gas development on public lands.



*Which one best describes what you think should happen with oil and gas development on national public lands in the future? Do you think that... we should stop all oil and gas development on public lands, we should strictly limit where and how new oil and gas development takes place on public lands, or we should expand oil and gas development on public lands?*

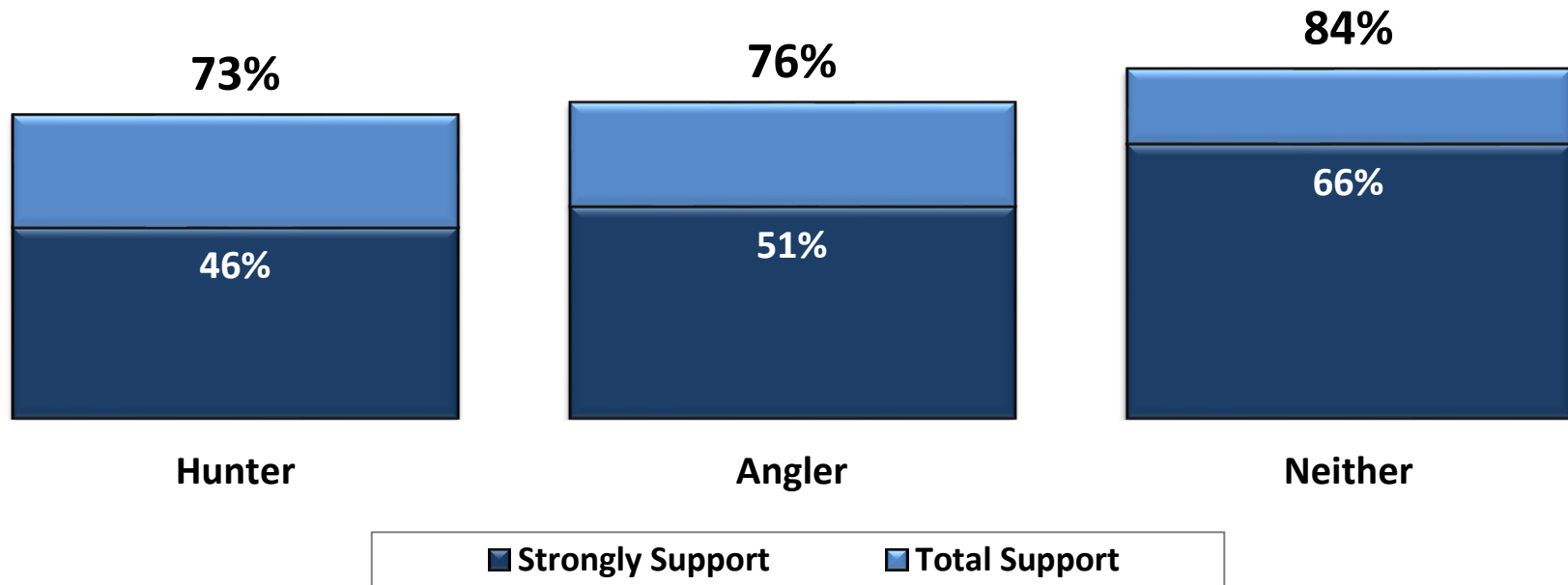
# Support for designating wildlife migration corridors where oil and gas production is not allowed has increased.

## Designating Migration Corridors Safe From Oil and Gas Drilling



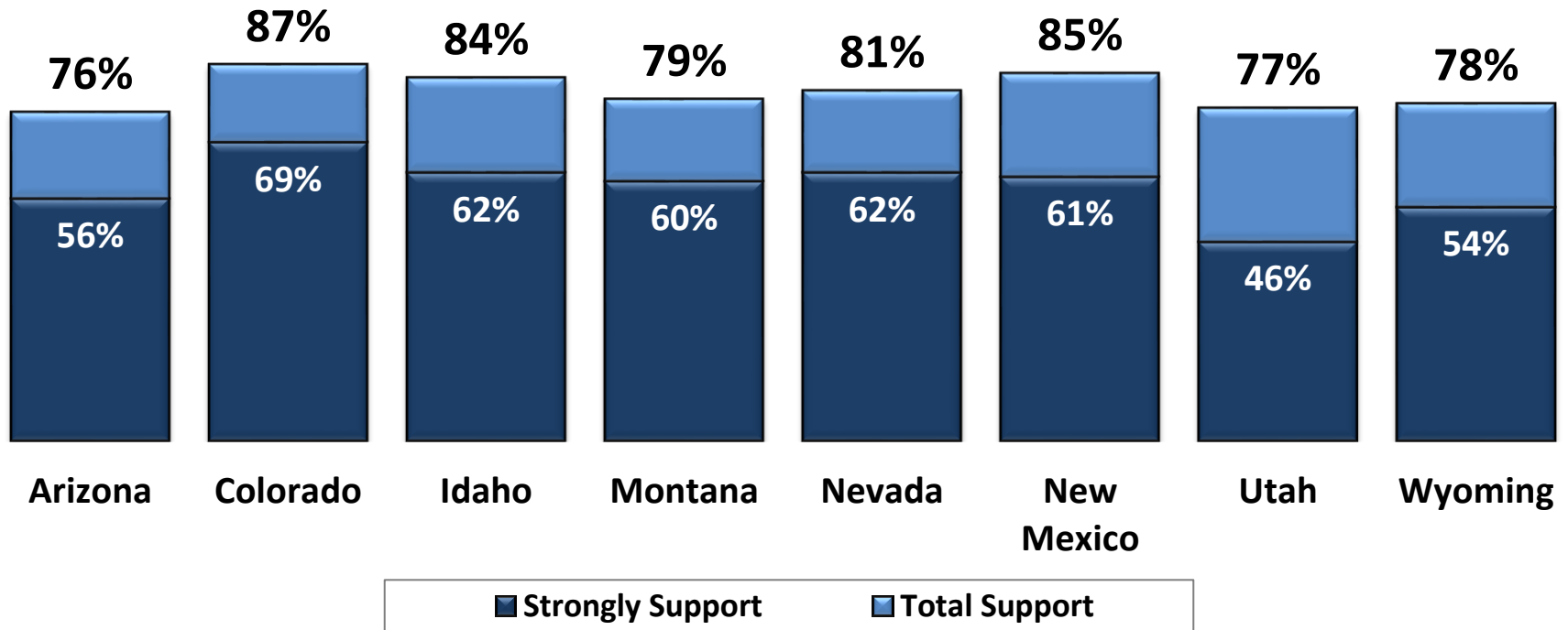
For each one, please tell me if you would support or oppose a similar proposal in your state... **Designating portions of existing public lands where wildlife migrate each year as areas which should NOT be open to oil and gas drilling.** (Asked N=1,869 Respondents)

# Sportsmen and non-sportsmen alike support conserving migration corridors without drilling.



For each one, please tell me if you would support or oppose a similar proposal in your state... **Designating portions of existing public lands where wildlife migrate each year as areas which should NOT be open to oil and gas drilling.** (Asked N=1,869 Respondents)

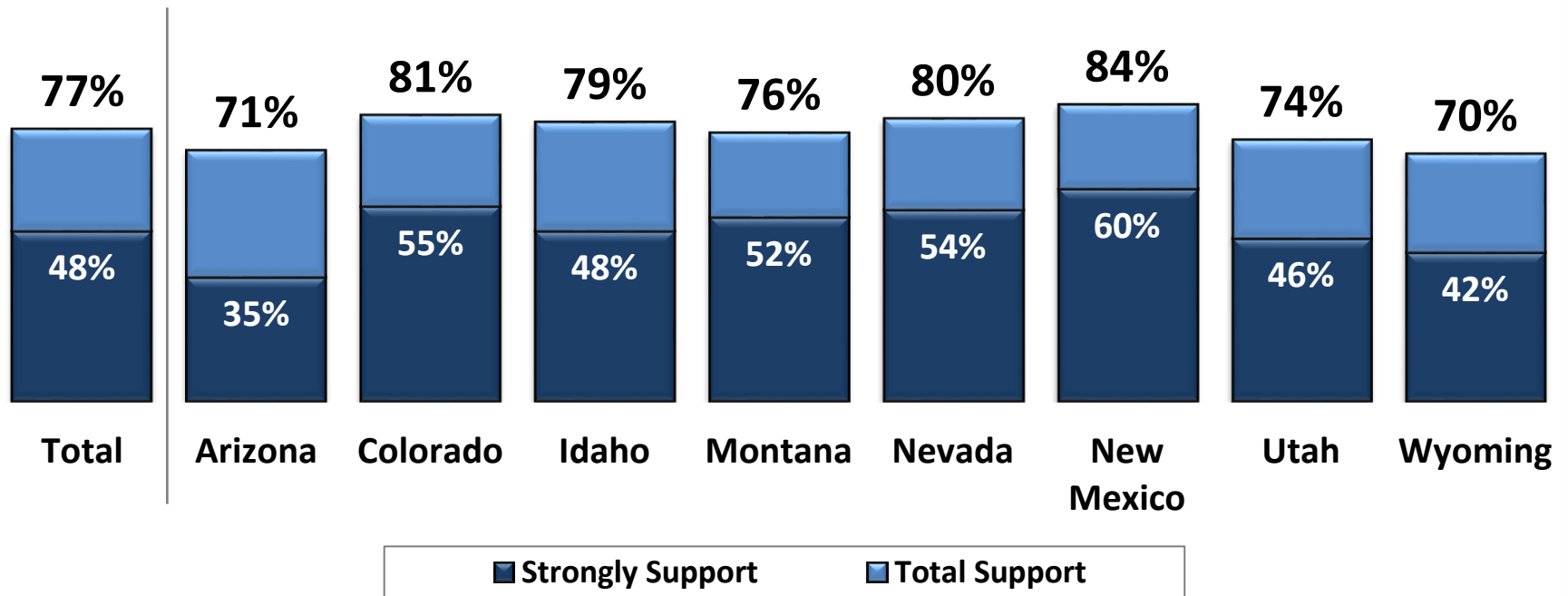
## And support is strong in every state, including energy-intensive Wyoming.



For each one, please tell me if you would support or oppose a similar proposal in your state... **Designating portions of existing public lands where wildlife migrate each year as areas which should NOT be open to oil and gas drilling.** (Asked N=1,869 Respondents)

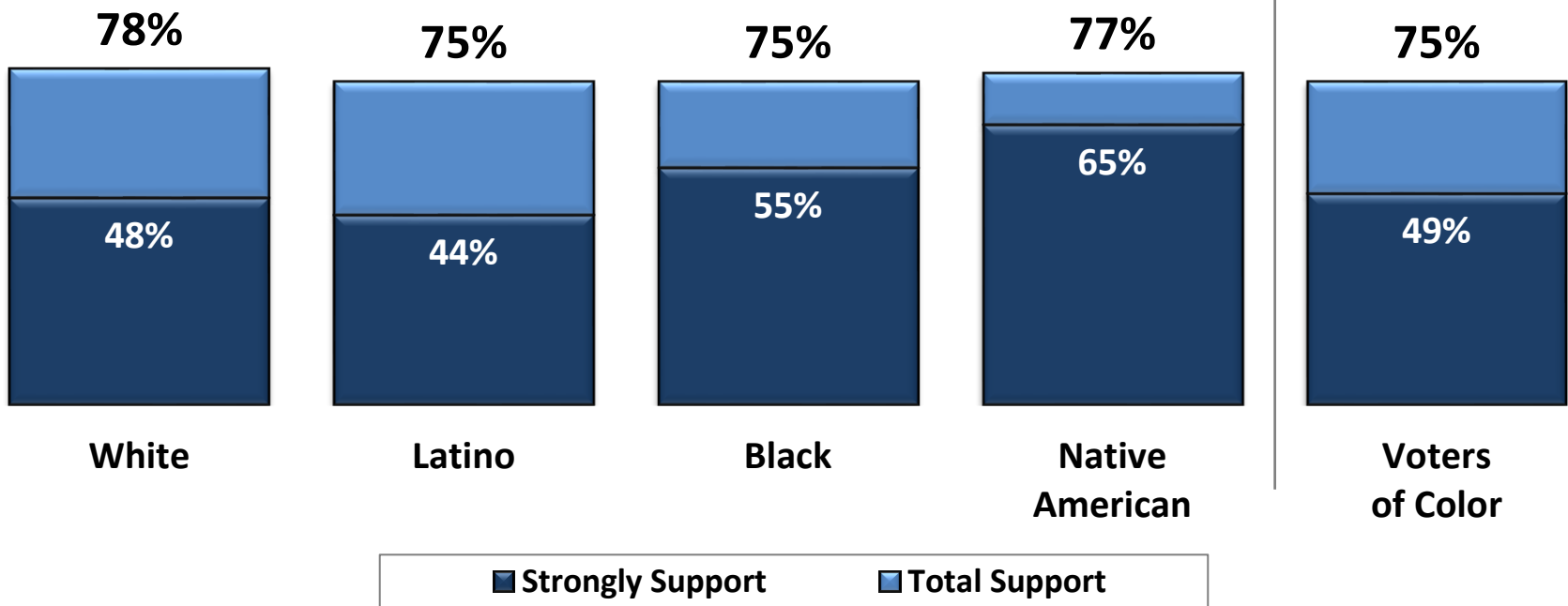
# Voters in every state support restoring national monument protections, including nearly three-quarters in Utah.

Restoring National Monument Protections w/ Native American Sites and Oil, Gas, and Mineral Deposits



For each one, please tell me if you would support or oppose a similar proposal in your state... **Restoring national monument protections to lands in the West which contain archaeological and Native American sites, but also have oil, gas and mineral deposits.**  
 (Asked N=1,869 Respondents)

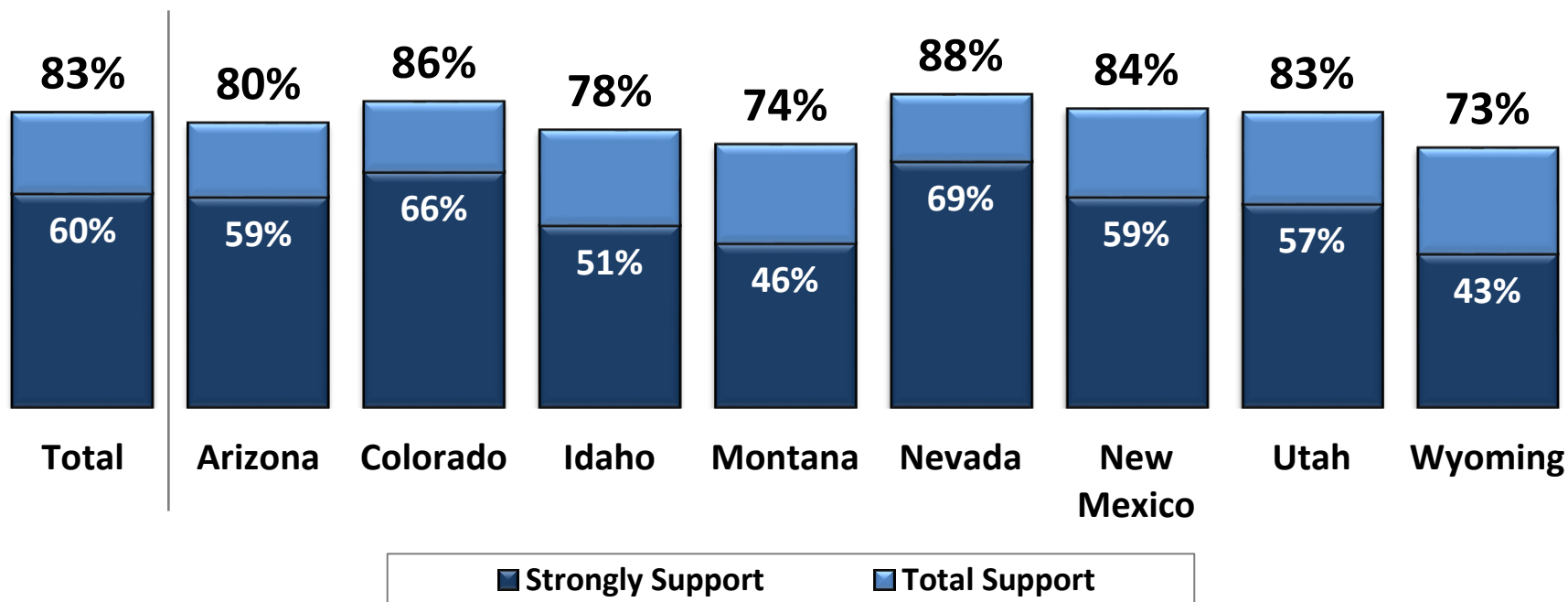
# Black and Native American voters feel the most strongly about these protections.



For each one, please tell me if you would support or oppose a similar proposal in your state... **Restoring national monument protections to lands in the West which contain archaeological and Native American sites, but also have oil, gas and mineral deposits.**  
(Asked N=1,869 Respondents)

# And greater tribal input on public lands is supported across the region.

## Native American Input on Sacred National Public Land

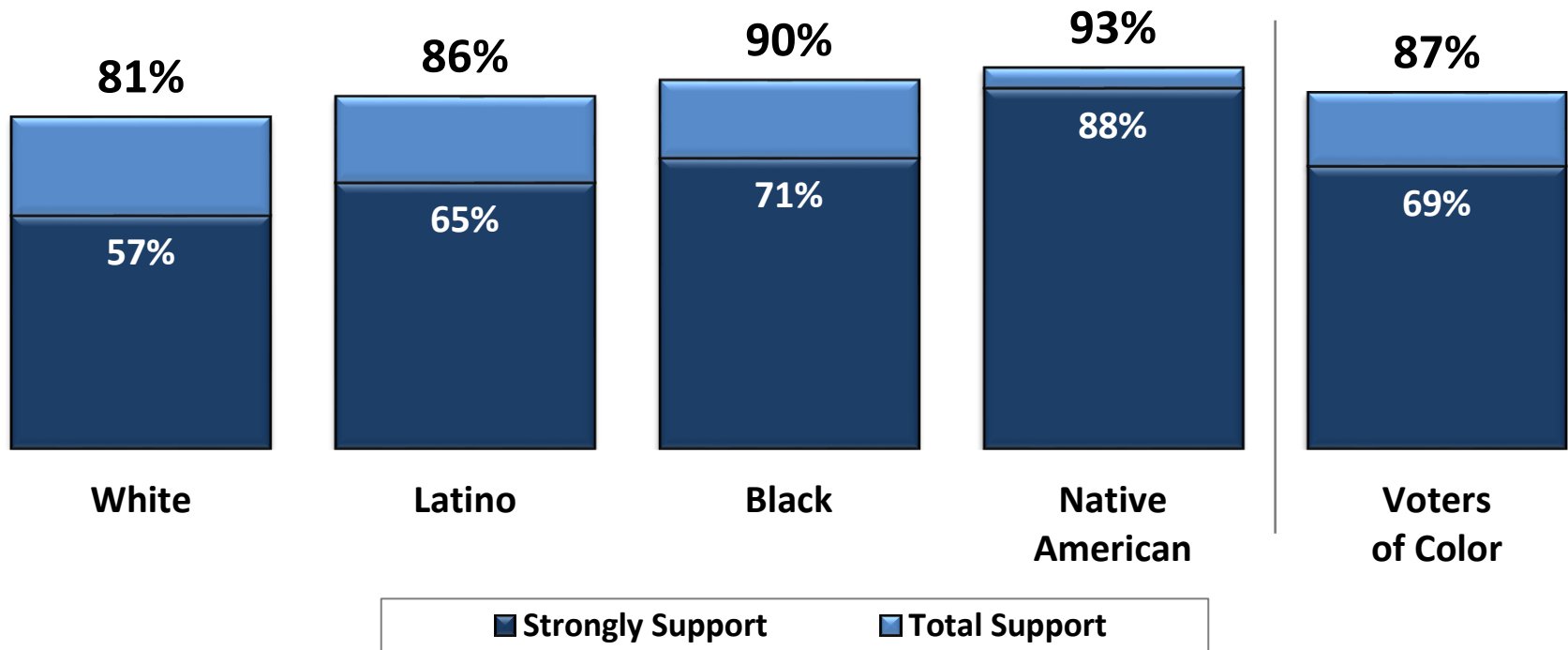


*For each one, please tell me if you would support or oppose a similar proposal in your state...*

***Ensuring that Native American tribes have greater input into decisions made about areas within national public lands that contain sites sacred to or culturally important to their tribe. (Asked N=1,973 Respondents)***



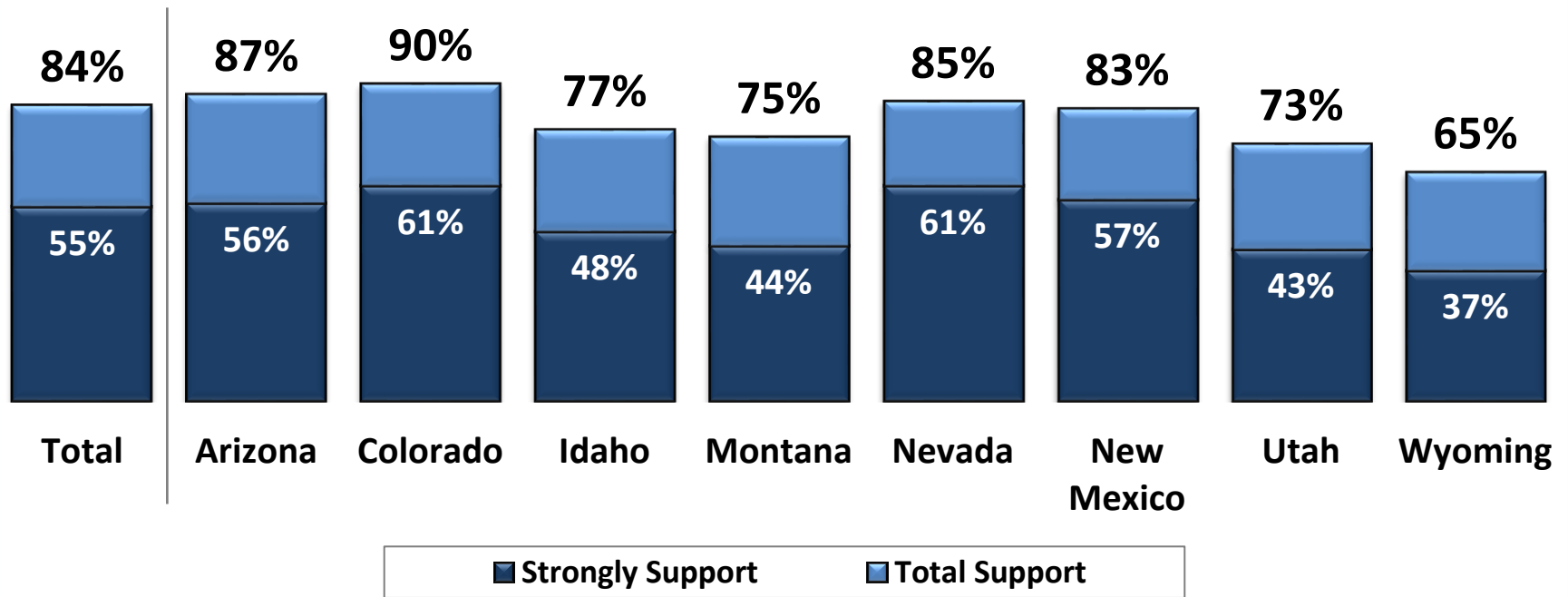
# Voters of all ethnicities strongly support greater input into decisions that affect lands that are culturally important to tribes.



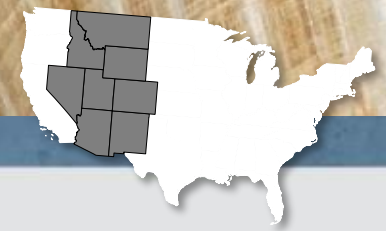
*For each one, please tell me if you would support or oppose a similar proposal in your state...  
Ensuring that Native American tribes have greater input into decisions made about areas within national public lands that contain sites sacred to or culturally important to their tribe. (Asked N=1,973 Respondents)*

# Voters also strongly support creating new national parks and protecting other public lands for historic or recreation purposes.

**New Parks, Monuments, Refuges, and Tribal Lands to Protect Historic Sites or Provide Areas for Outdoor Recreation**



*For each one, please tell me if you would support or oppose a similar proposal in your state...  
**Creating new national parks, national monuments, national wildlife refuges and tribal protected areas to protect historic sites or areas for outdoor recreation.** (Asked N=1,973 Respondents)*



**Energy**





# Voters continue to say the environmental impact of oil and gas drilling is a serious problem in their state.

2011

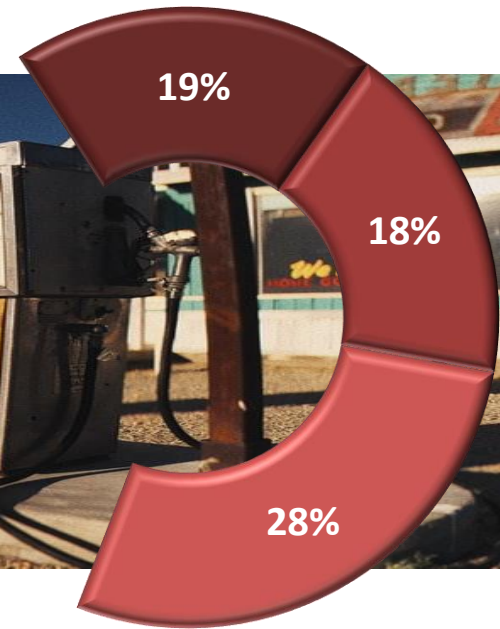
2021

61%

Serious Problem

65%

Serious Problem



## Impact of Oil & Gas Drilling

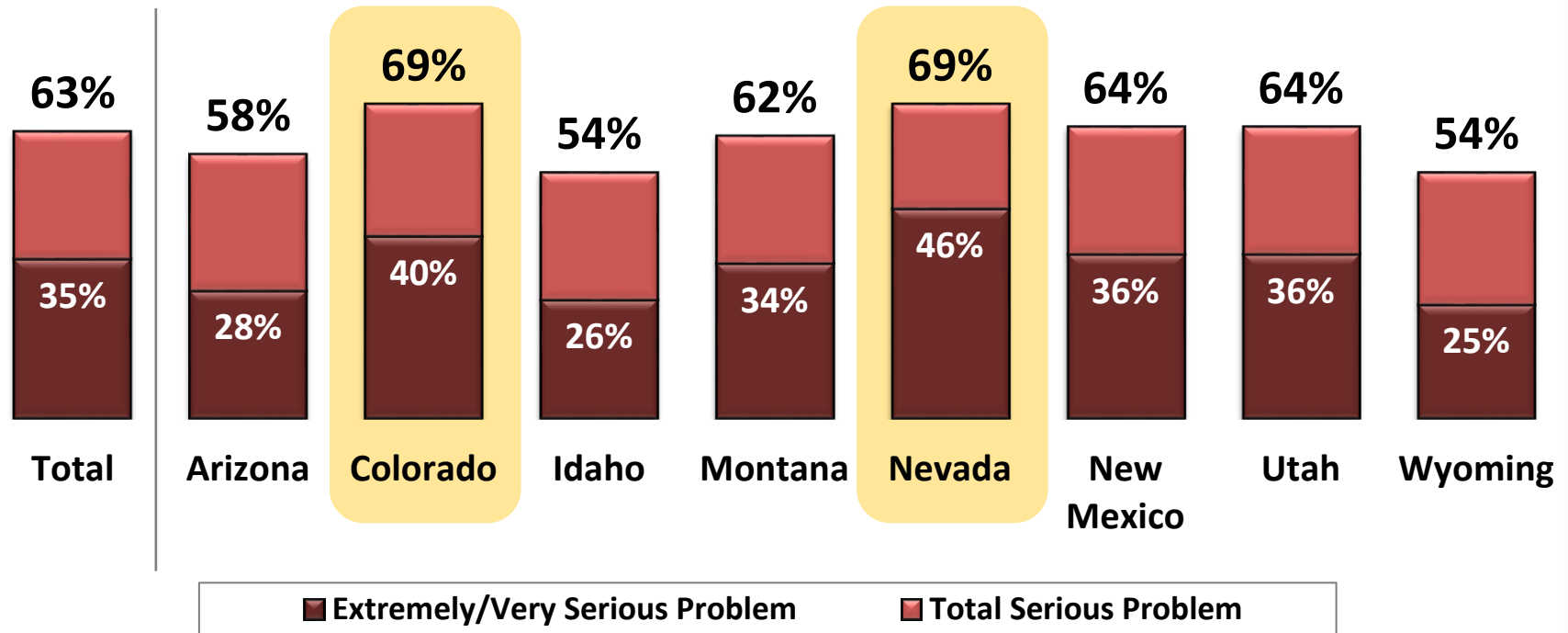
■ Extremely Serious

■ Very Serious

■ Somewhat Serious

For each one, please tell me if you think it is an extremely serious problem, a very serious problem, a somewhat serious problem, or not a problem in your state... **The Impact of Oil and Gas Drilling on our Land, Air, and Water** - (Asked N=1,973 Respondents)  
**Showing 2020 and 2021 data by just 2011 states: CO, MT, NM, UT & WY**

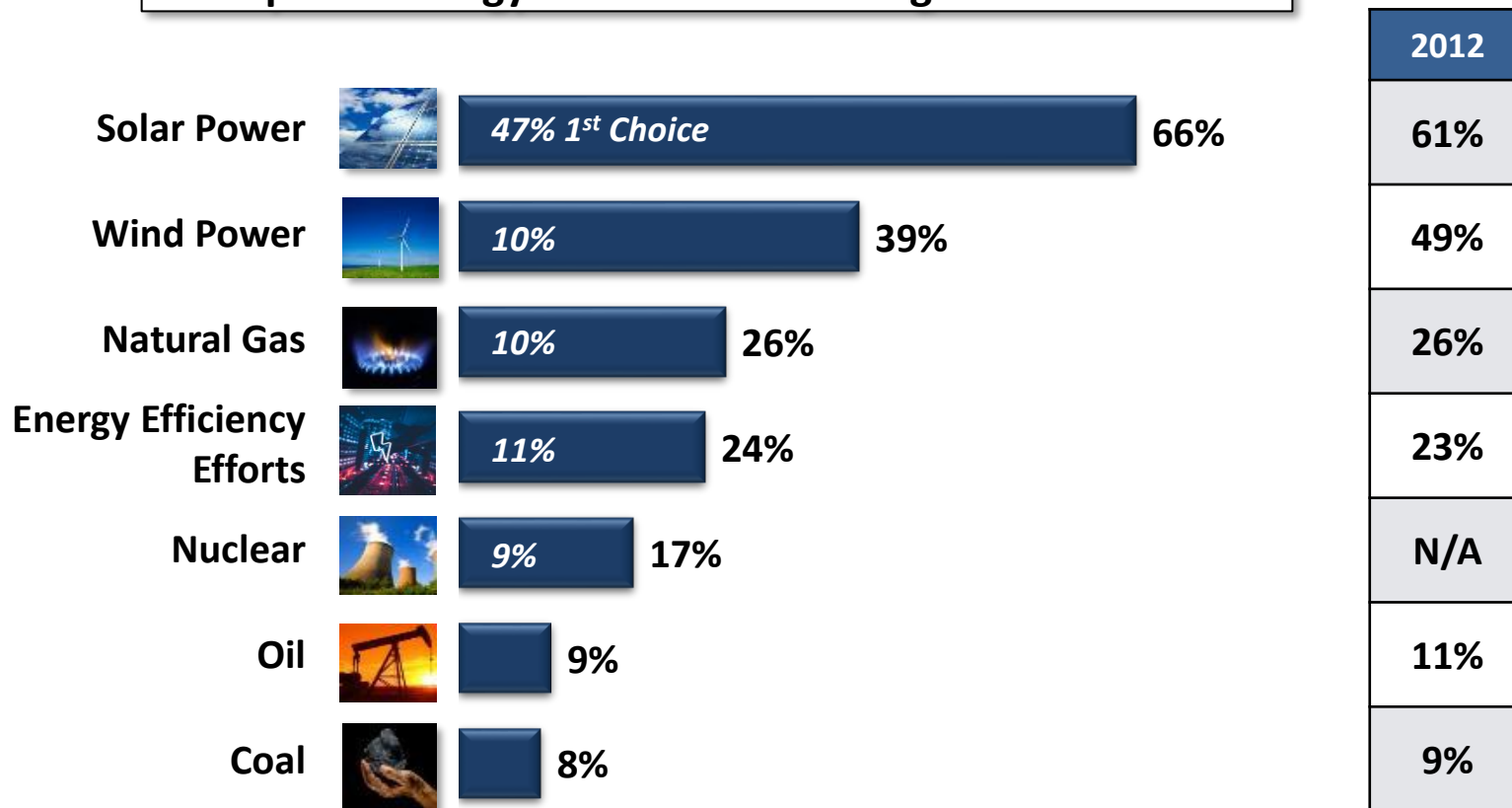
# A majority in every state - particularly Colorado and Nevada – say the impact on land, air and water is a serious problem.



For each one, please tell me if you think it is an extremely serious problem, a very serious problem, a somewhat serious problem, or not a problem in your state... **The Impact of Oil and Gas Drilling on our Land, Air, and Water** - (Asked N=1,973 Respondents)

# Solar is the clear leader in energy sources voters would like to see more of in their state.

## Top Two Energy Sources to Encourage in Your State

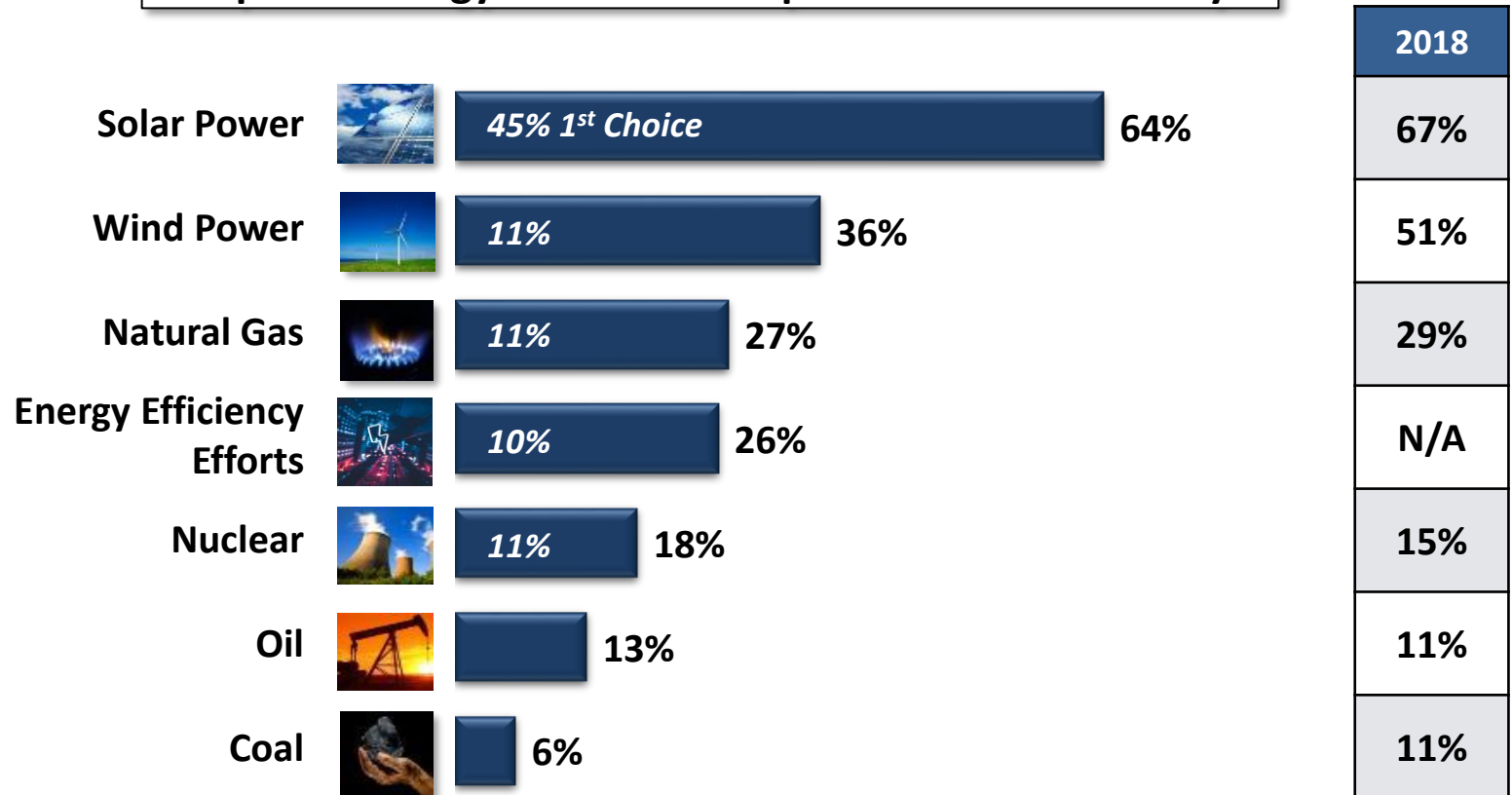


Which one or two of the following sources of energy would you want to encourage the use of here in STATE? (Asked N=1,869 Respondents)  
 Showing 2021 data by just 2012 states: AZ, CO, MT, NM, UT & WY



# Solar is also believed to be the most beneficial for their state's economy.

## Top Two Energy Sources to Help Your State's Economy



Which one or two of the following sources of energy has the most potential to help STATE's economy? (Asked N=1,973 Respondents)

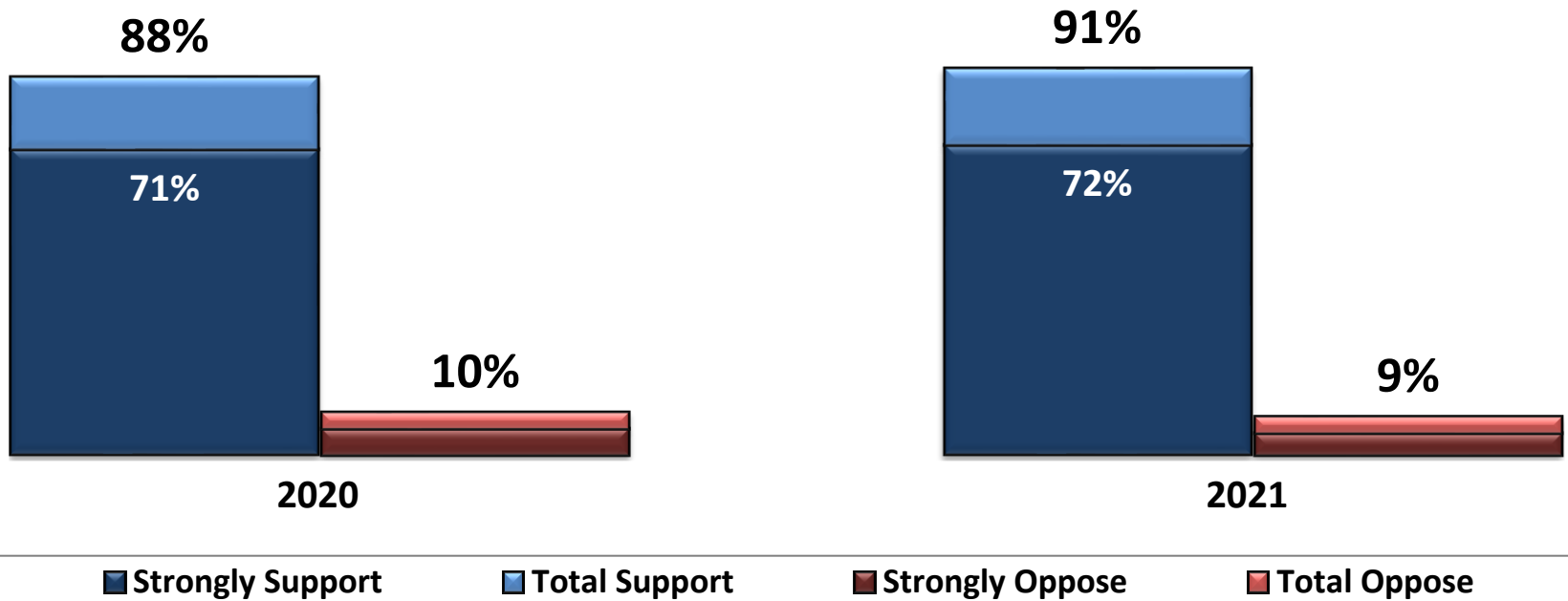
# Solar is most likely to be seen as helping the economy and energy source that should be encouraged across party lines.

	<u>Encourage</u>				<u>Help Economy</u>			
	Total	Rep	Ind	Dem	Total	Rep	Ind	Dem
Solar Power	66%	48%	67%	84%	64%	46%	66%	84%
Wind Power	40%	24%	40%	58%	36%	24%	36%	51%
Natural Gas	25%	40%	22%	11%	27%	40%	27%	11%
Energy Efficiency Efforts	24%	22%	26%	26%	26%	21%	27%	32%
Nuclear	18%	26%	19%	8%	18%	24%	21%	8%
Oil	8%	15%	7%	2%	13%	23%	11%	5%
Coal	7%	12%	8%	1%	6%	11%	5%	2%

*Which one or two of the following sources of energy would you want to encourage the use of here in STATE? (Asked N=1,869 Respondents)  
Which one or two of the following sources of energy has the most potential to help STATE's economy? (Asked N=1,973 Respondents)*

# Requirements to reduce methane leaks continue to be a very popular proposal.

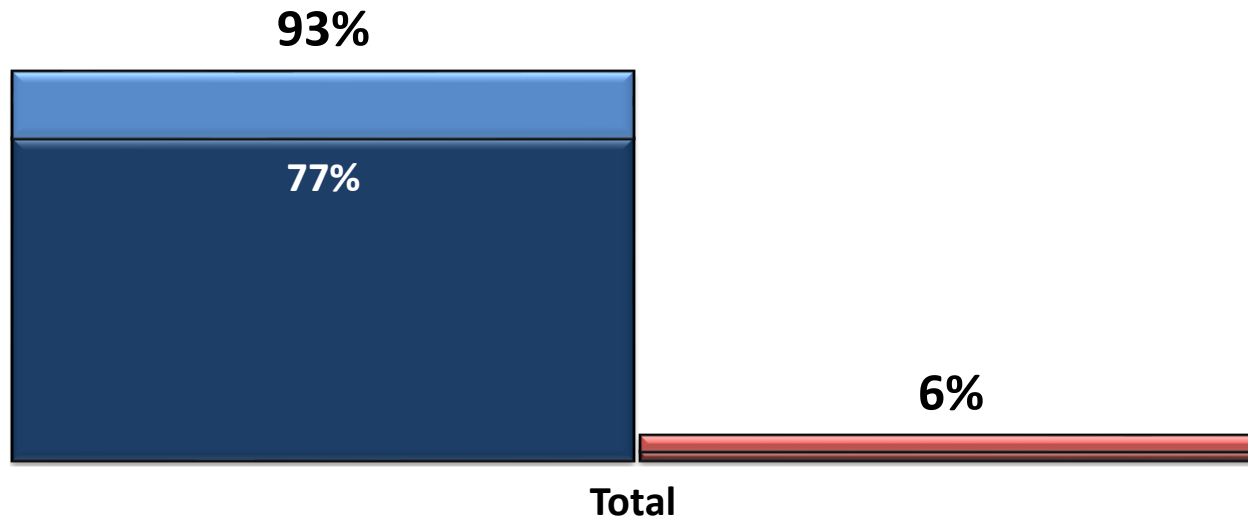
## Requiring Oil & Gas Companies to Reduce Methane Leaks



*For each one, please tell me if you would support or oppose a similar proposal in your state... **Requiring oil and gas companies to use updated equipment and technology to prevent leaks of methane gas and other pollution into the air.** (Asked N=1,973 Respondents)*

# Placing the onus on companies rather than government to fund restoration following drilling is a no-brainer for Western voters.

## Requiring Oil & Gas Companies to Pay For Cleanup/Restoration



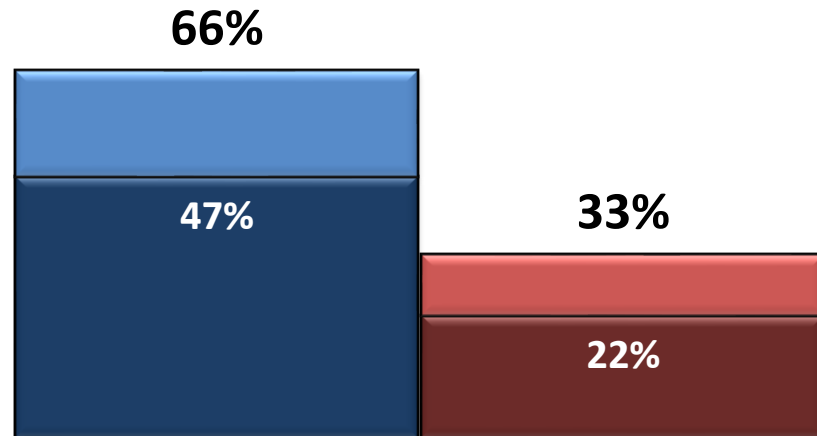

■ Strongly Support   ■ Total Support   ■ Strongly Oppose   ■ Total Oppose

*For each one, please tell me if you would support or oppose a similar proposal in your state... **Requiring oil and gas companies, rather than federal and state governments, to pay for all of the clean-up and land restoration costs after drilling is finished.***

*(Asked N=1,869 Respondents)*

# A majority support transitioning to 100% renewables.

## Transition to 100% Renewable Energy in 10-15 Years

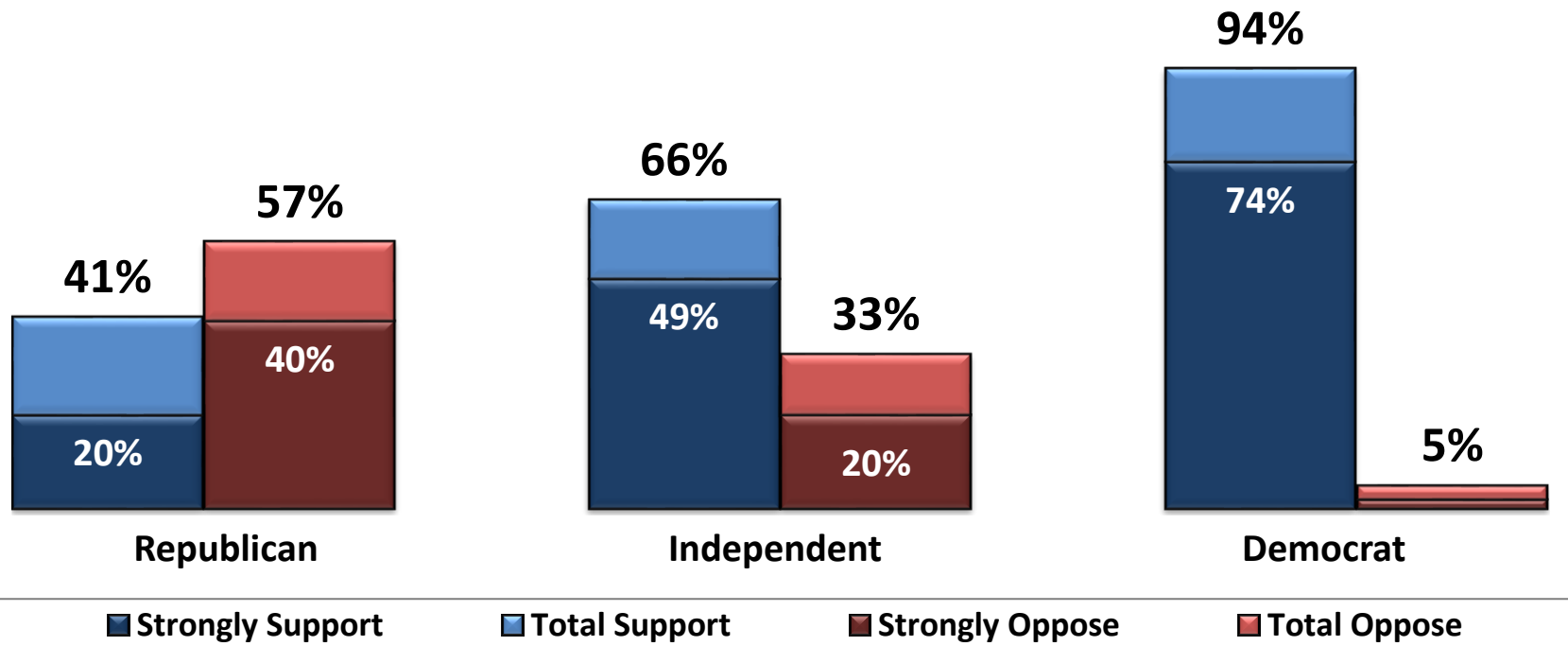


■ Strongly Support      ■ Total Support  
■ Strongly Oppose      ■ Total Oppose

*For each one, please tell me if you would support or oppose a similar proposal in your state...*

***Gradually transitioning to one hundred percent of our energy being produced from clean, renewable sources like solar, wind and hydropower over the next ten to fifteen years. (Asked N=1,869 Respondents)***

# Moving to 100% renewable energy has more support among independents and Democrats, although two-in-five Republicans support it too.

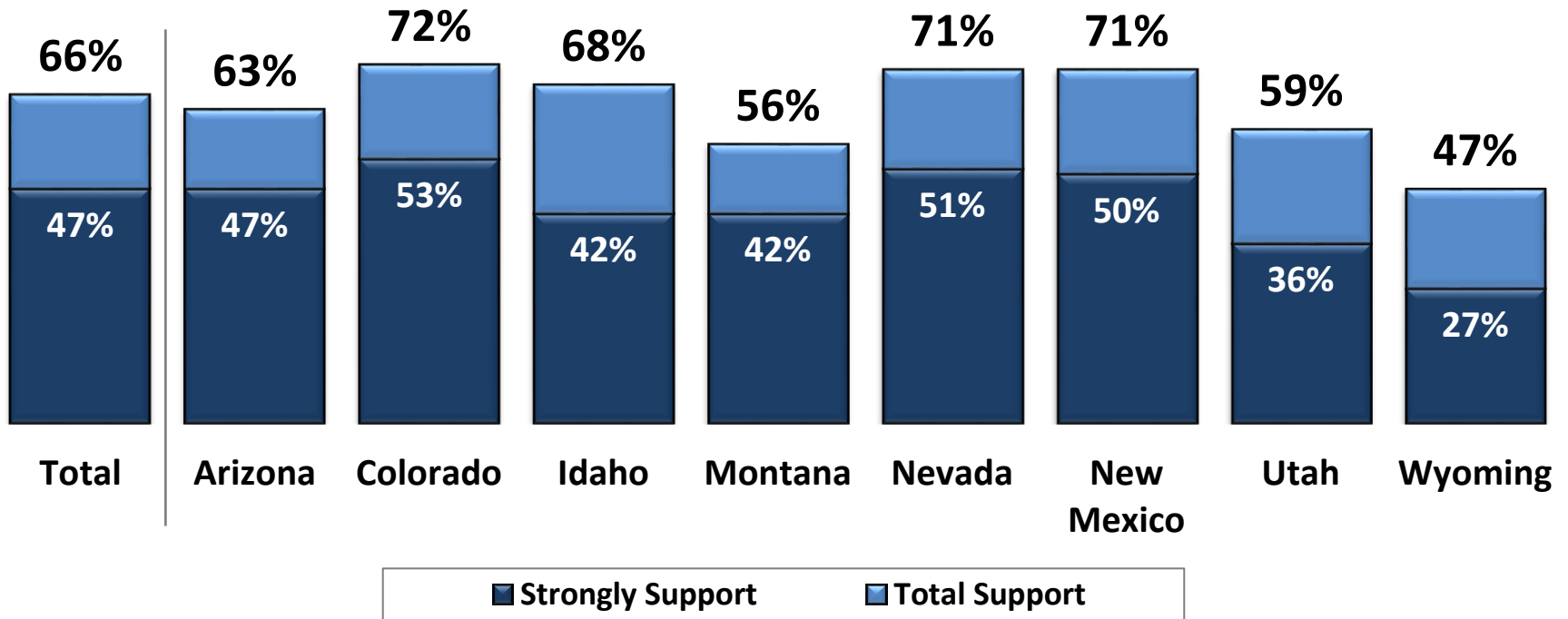


*For each one, please tell me if you would support or oppose a similar proposal in your state...*

***Gradually transitioning to one hundred percent of our energy being produced from clean, renewable sources like solar, wind and hydropower over the next ten to fifteen years. (Asked N=1,869 Respondents)***



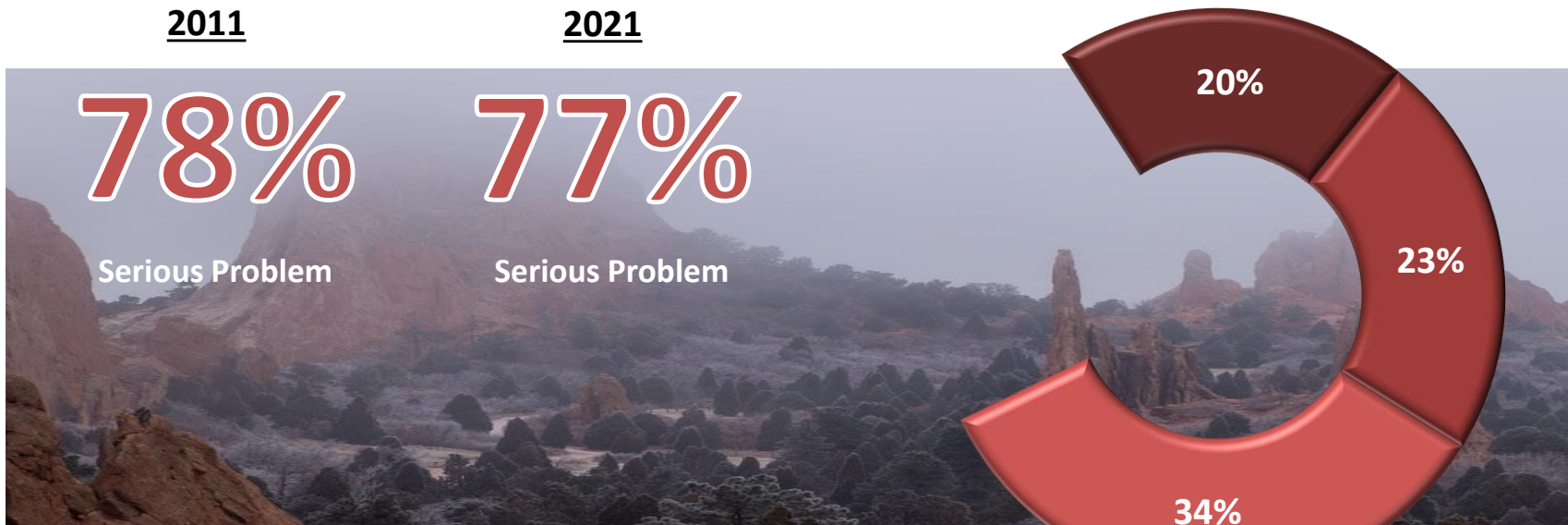
# Montana and Wyoming are the least positive toward changing to relying fully on renewable energy.



*For each one, please tell me if you would support or oppose a similar proposal in your state...*

***Gradually transitioning to one hundred percent of our energy being produced from clean, renewable sources like solar, wind and hydropower over the next ten to fifteen years. (Asked N=1,869 Respondents)***

# Some appeal of renewables may be due to air pollution continuing to be seen as a serious problem.

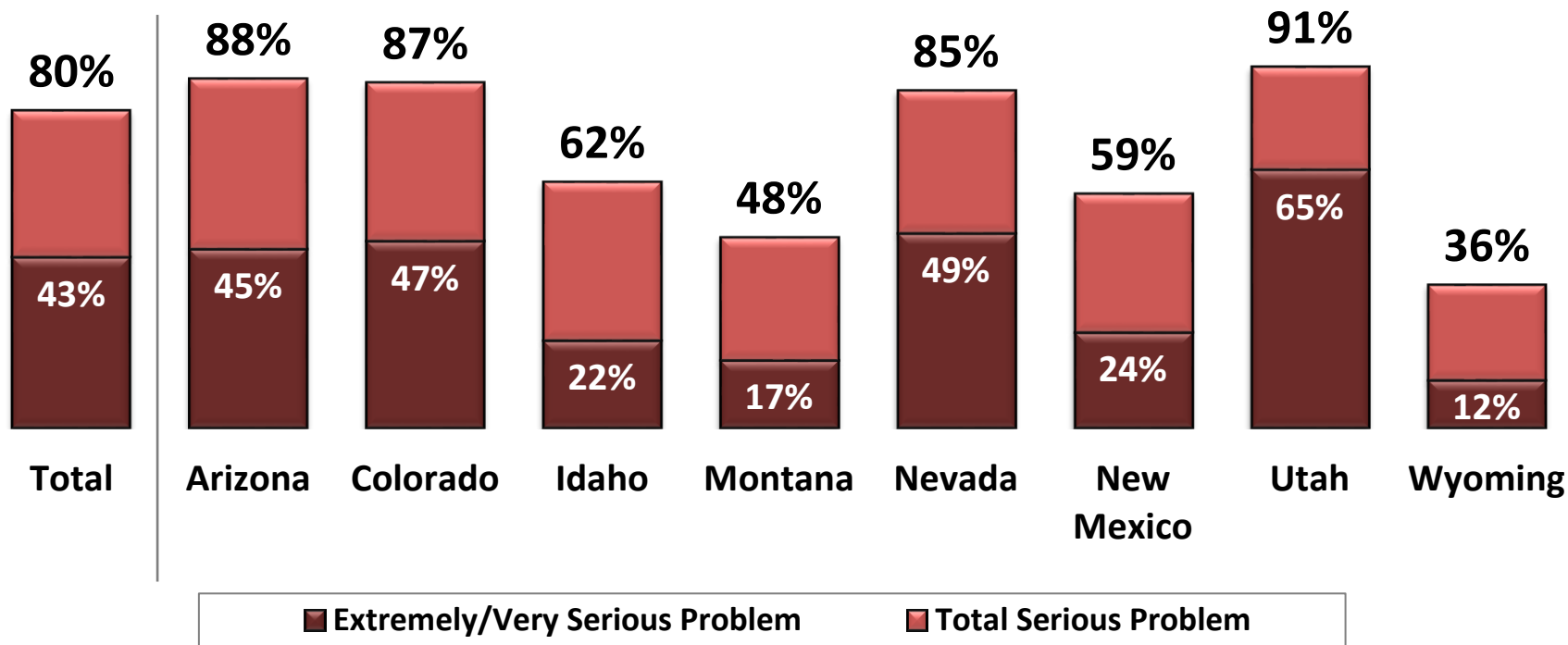


## Air Pollution & Smog

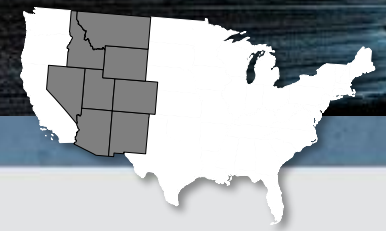
- Extremely Serious
- Very Serious
- Somewhat Serious

For each one, please tell me if you think it is an extremely serious problem, a very serious problem, a somewhat serious problem, or not a problem in your state... **Air Pollution and Smog** - (Asked N=1,973 Respondents)  
**Showing 2021 data by just 2011 states: CO, MT, NM, UT & WY**

# Worries about air pollution are concentrated in Arizona, Colorado, Nevada, and Utah.



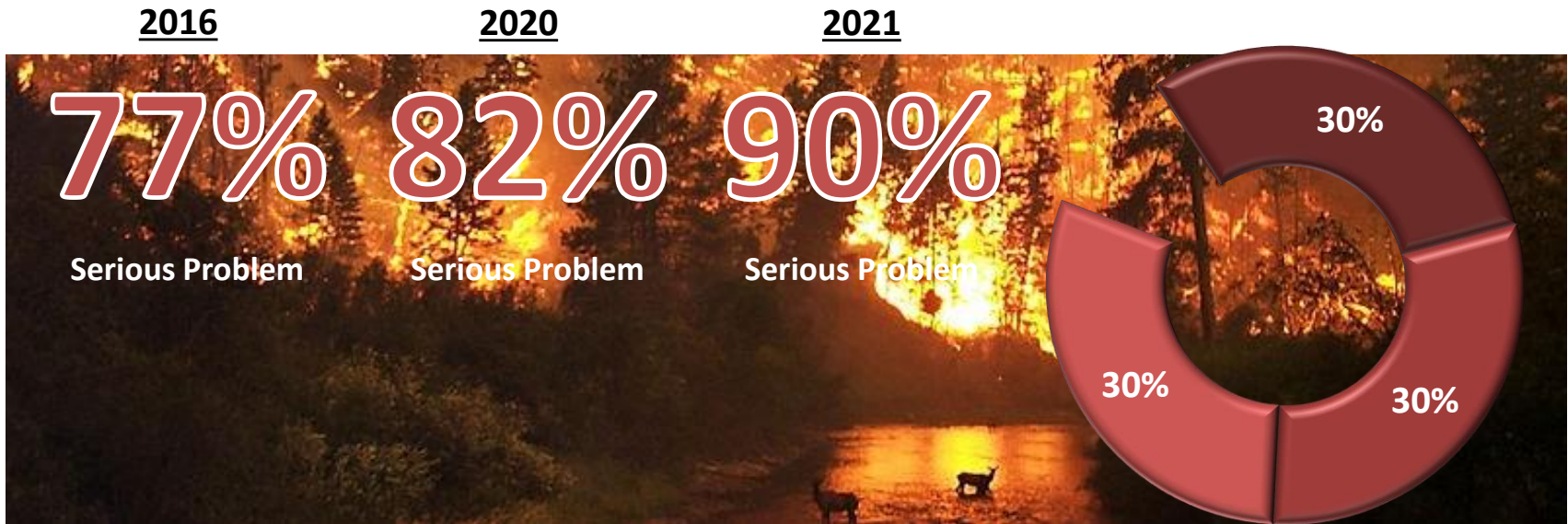
For each one, please tell me if you think it is an extremely serious problem, a very serious problem, a somewhat serious problem, or not a problem in your state... **Air Pollution and Smog** - (Asked N=1,973 Respondents)



# Wildfires



# Wildfires are seen as a more serious problem now than ever before.



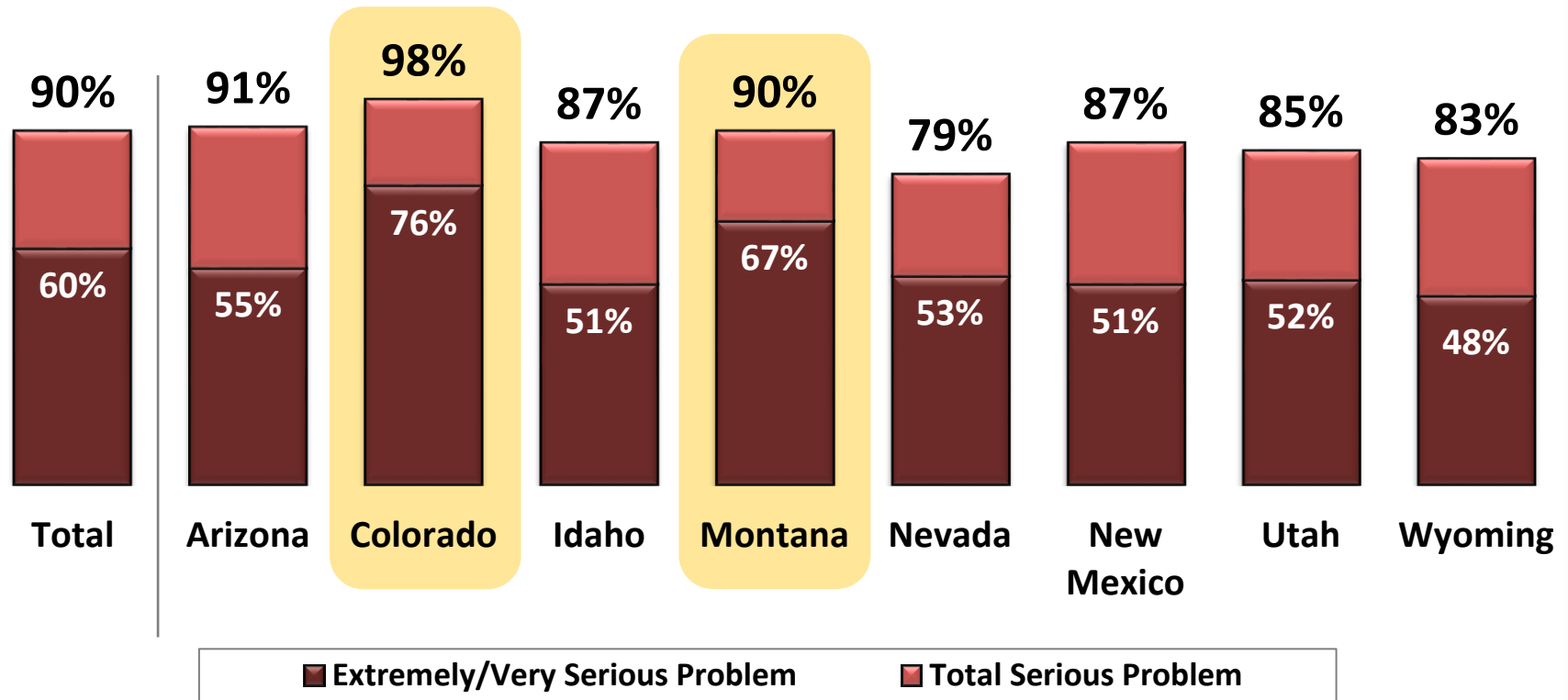
## Uncontrollable wildfires that threaten homes and property



For each one, please tell me if you think it is an extremely serious problem, a very serious problem, a somewhat serious problem, or not a problem in your state... **Uncontrollable Wildfires That Threaten Homes and Property** - (Asked N=1,869 Respondents)  
**Showing 2020 and 2021 data by just 2016 states: AZ, CO, MT, NM, NV, UT & WY**



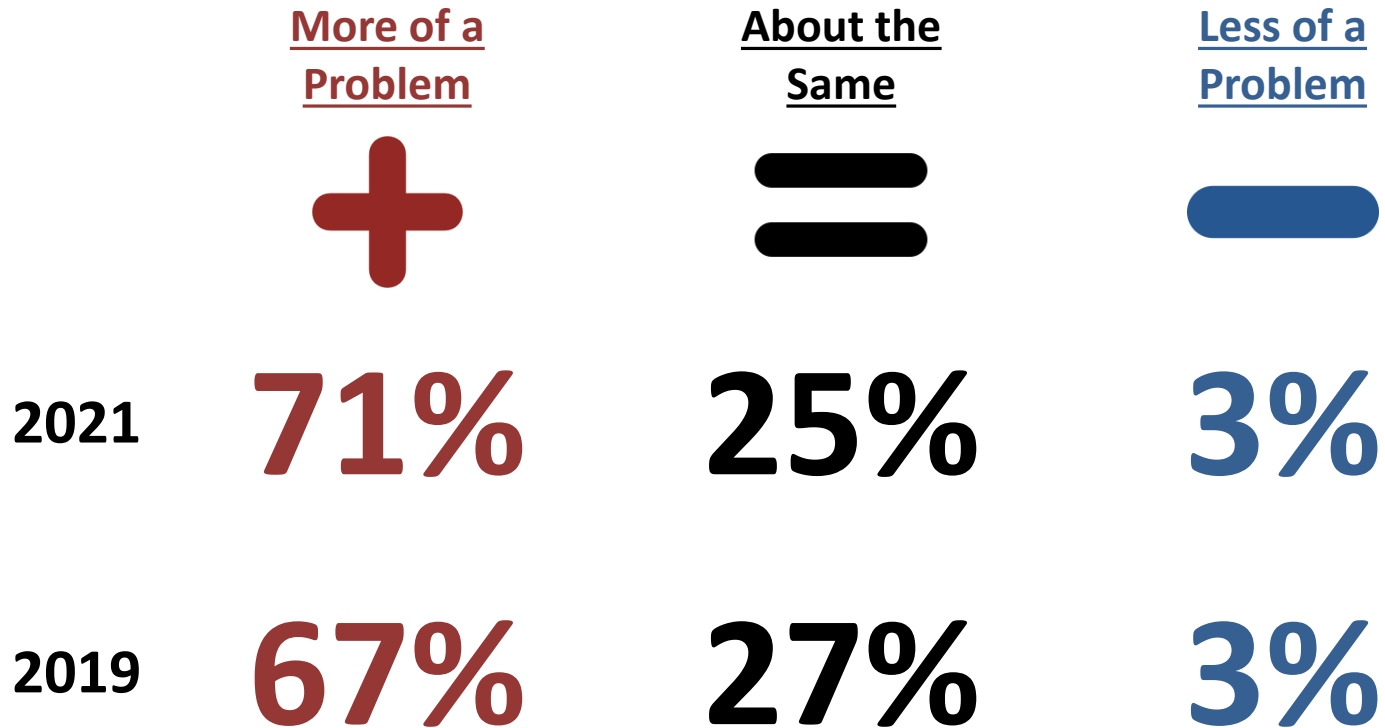
# Voters in Colorado and Montana are the most likely to say wildfires are extremely or very serious problems for their state.



For each one, please tell me if you think it is an extremely serious problem, a very serious problem, a somewhat serious problem, or not a problem in your state... **Uncontrollable Wildfires That Threaten Homes and Property** - (Asked N=1,869 Respondents)

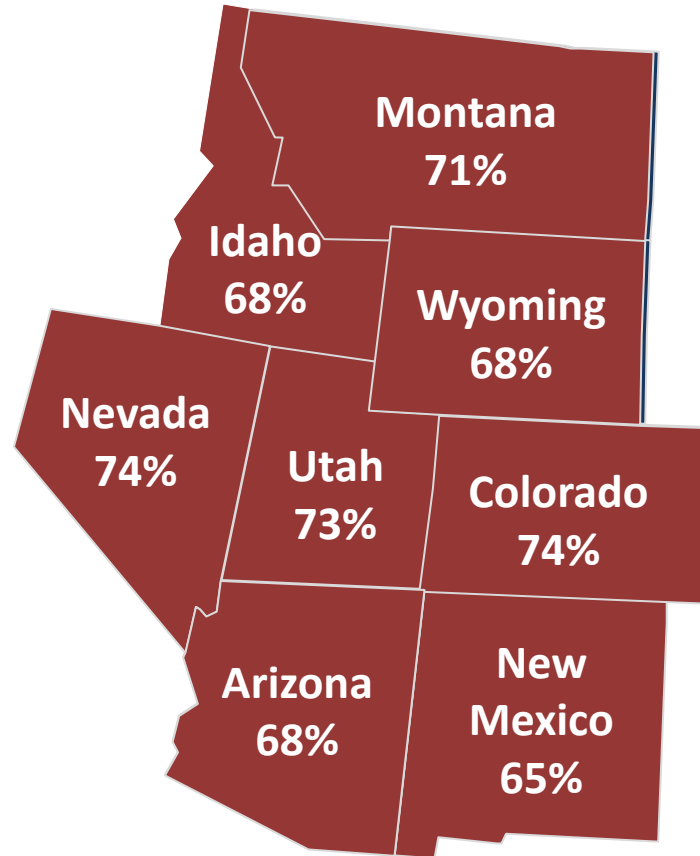


# Voters also continue to view wildfires as an increasing problem in the West.



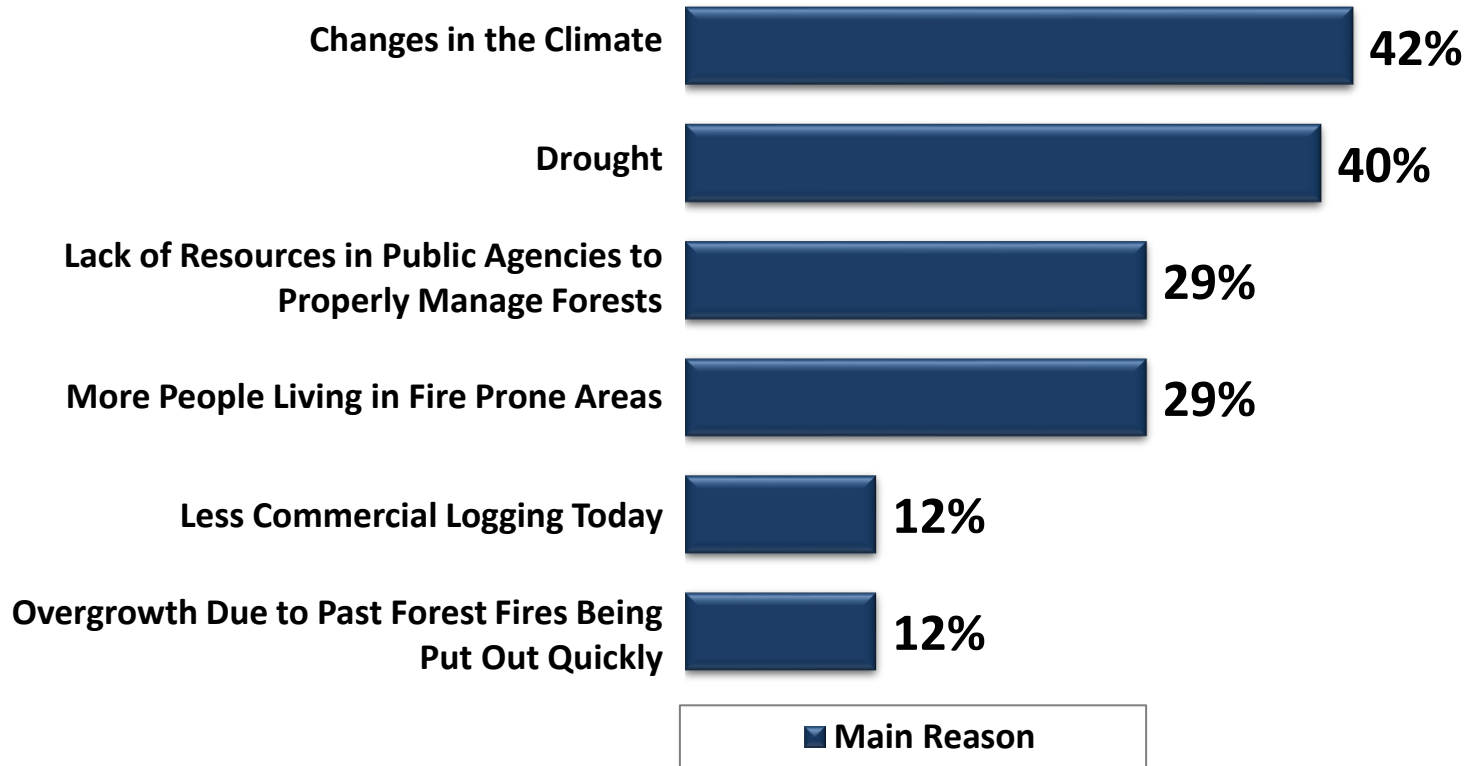
*Thinking about the issue of wildfires – Do you think wildfires in the West are more of a problem than ten years ago, less of a problem than ten years ago -- or about the same?*

# And they believe wildfires are more of a problem now than ten years ago.



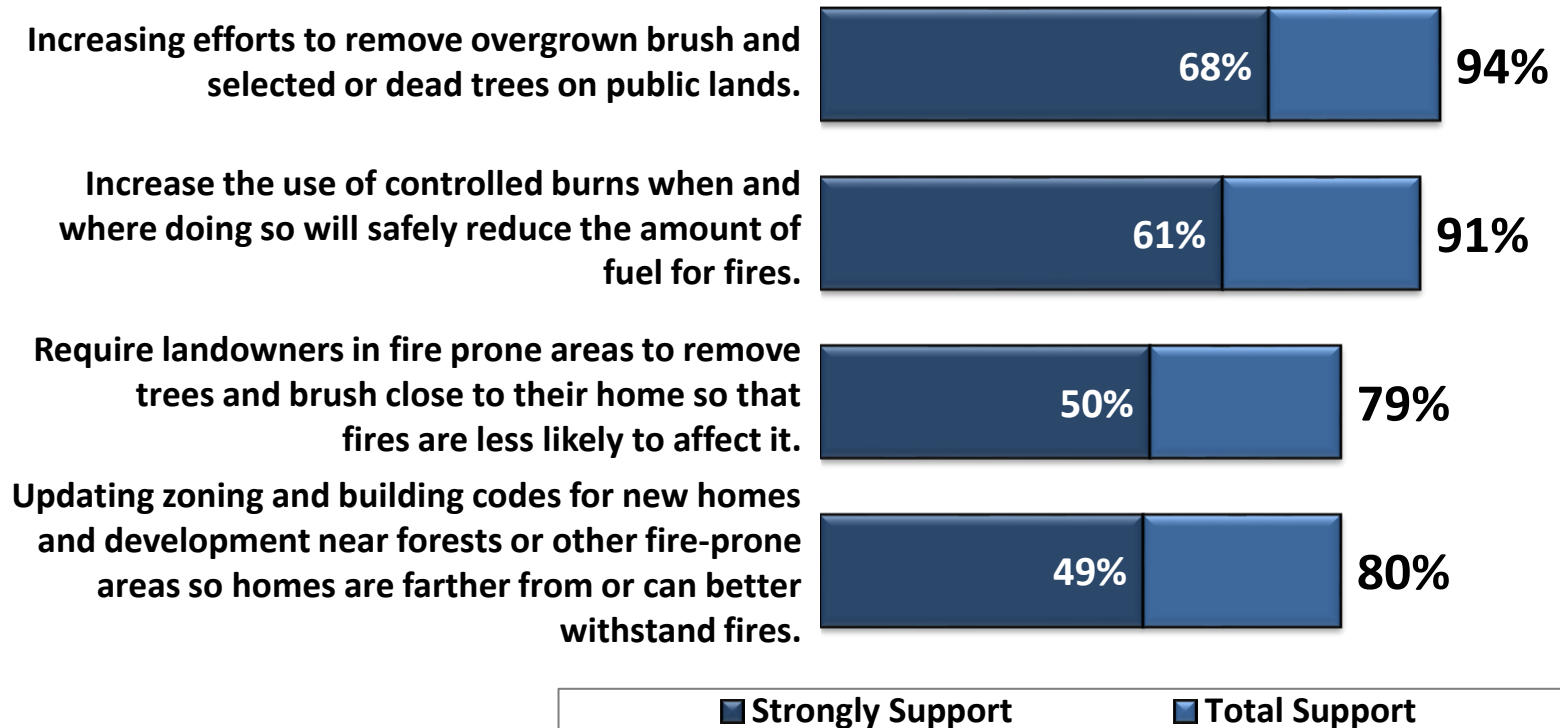
*Thinking about the issue of wildfires – Do you think wildfires in the West are more of a problem than ten years ago, less of a problem than ten years ago -- or about the same?*

# Voters cite climate change and drought as the two biggest reasons for increased wildfires.



*What are the main reasons you think wildfires are more of a problem than ten years ago?  
Asked if Q17: Wildfires are More of a Problem (N=2,715)*

# Voters generally support any proposal designed to help prevent the negative impacts of wildfires.



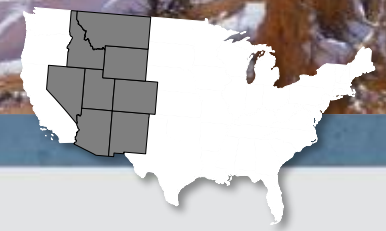
*Thinking about some actions that could or are being taken to help address the risks from wildfires in the western United States... For each one, please indicate if you support or oppose taking that specific action.*

# Voters across party lines support these policies, but the intensity of support differs more for Republicans.

<i>% Strongly Support</i>	Total	Repub	Indep	Dem
Increasing efforts to remove overgrown brush and selected or dead trees on public lands.	68%	76%	65%	61%
Increase the use of controlled burns when and where doing so will safely reduce the amount of fuel for fires.	61%	64%	61%	57%
Require landowners in fire prone areas to remove trees and brush close to their home so that fires are less likely to affect it.	50%	47%	49%	54%
Updating zoning and building codes for new homes and development near forests or other fire-prone areas so homes are farther from or can better withstand fires.	49%	38%	50%	62%

*Thinking about some actions that could or are being taken to help address the risks from wildfires in the western United States... For each one, please indicate if you support or oppose taking that specific action.*



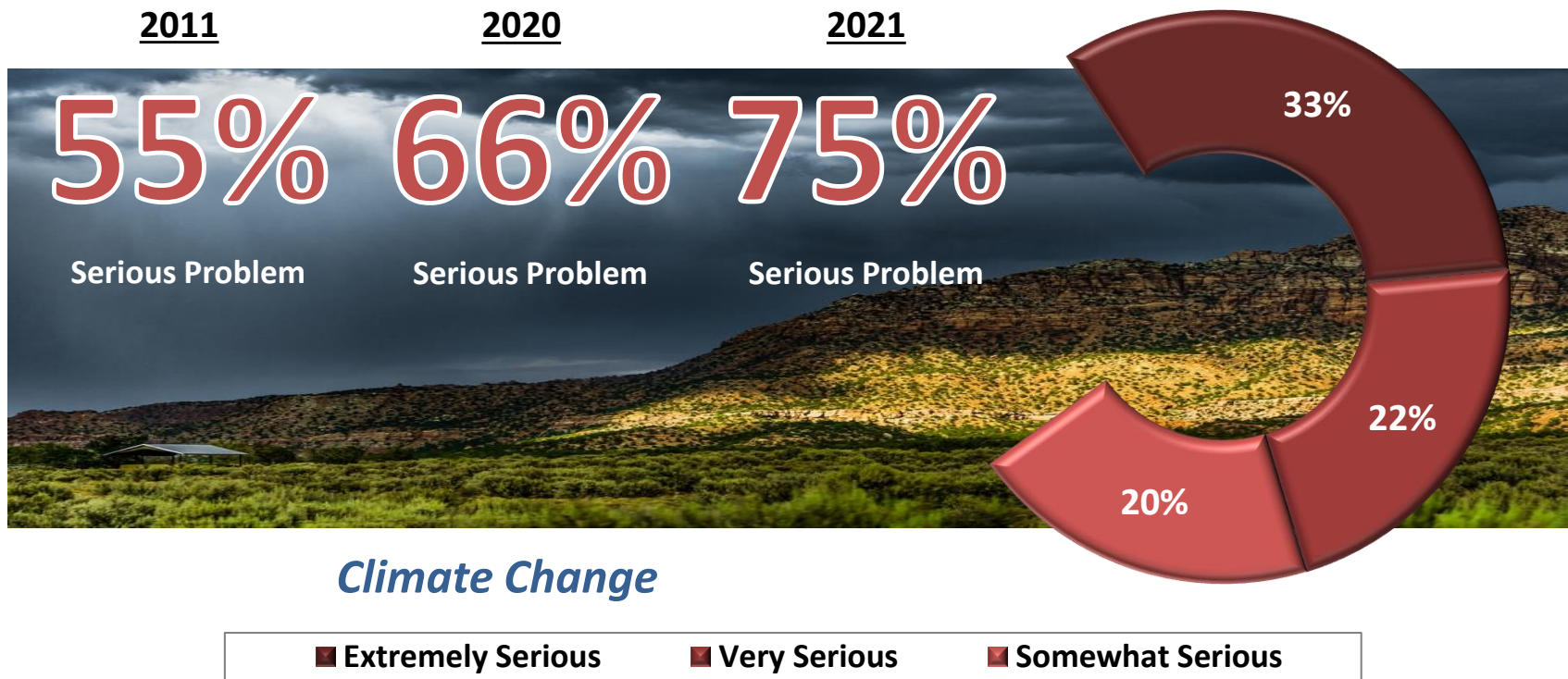


# Climate Change





# Three-in-four voters say climate change is a serious problem, a significant increase from 2011 and even last year.



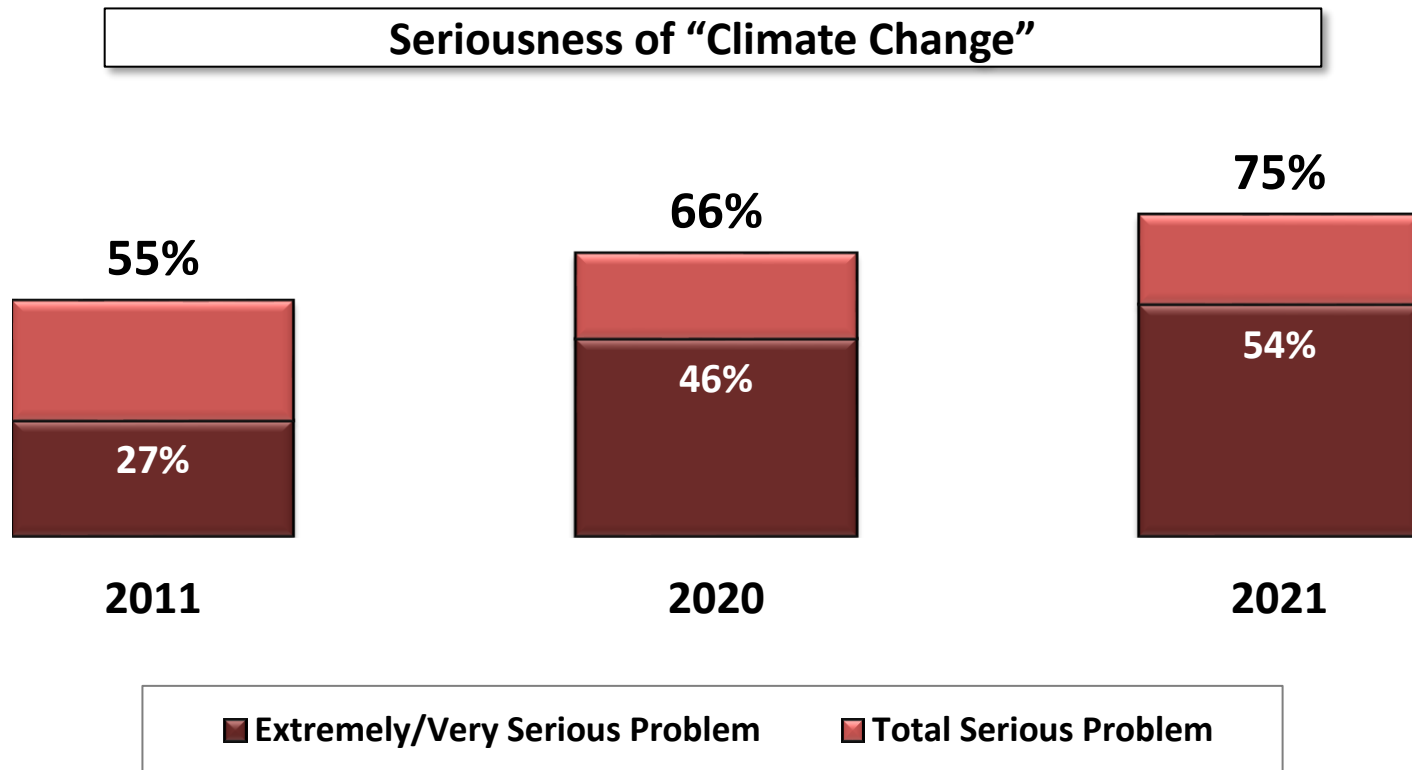
## Climate Change

■ Extremely Serious    ■ Very Serious    ■ Somewhat Serious

For each one, please tell me if you think it is an extremely serious problem, a very serious problem, a somewhat serious problem, or not a problem in your state... **Climate Change** - (Asked N=1,869 Respondents)




**Showing 2020 and 2021 data by just 2011 states: CO, MT, NM, UT & WY**

# Intensity of concern about climate change has also increased dramatically over time.



For each one, please tell me if you think it is an extremely serious problem, a very serious problem, a somewhat serious problem, or not a problem in your state... **Climate Change** - (Asked N=1,869 Respondents)  
**Showing 2020 and 2021 data by just 2011 states: CO, MT, NM, UT & WY**

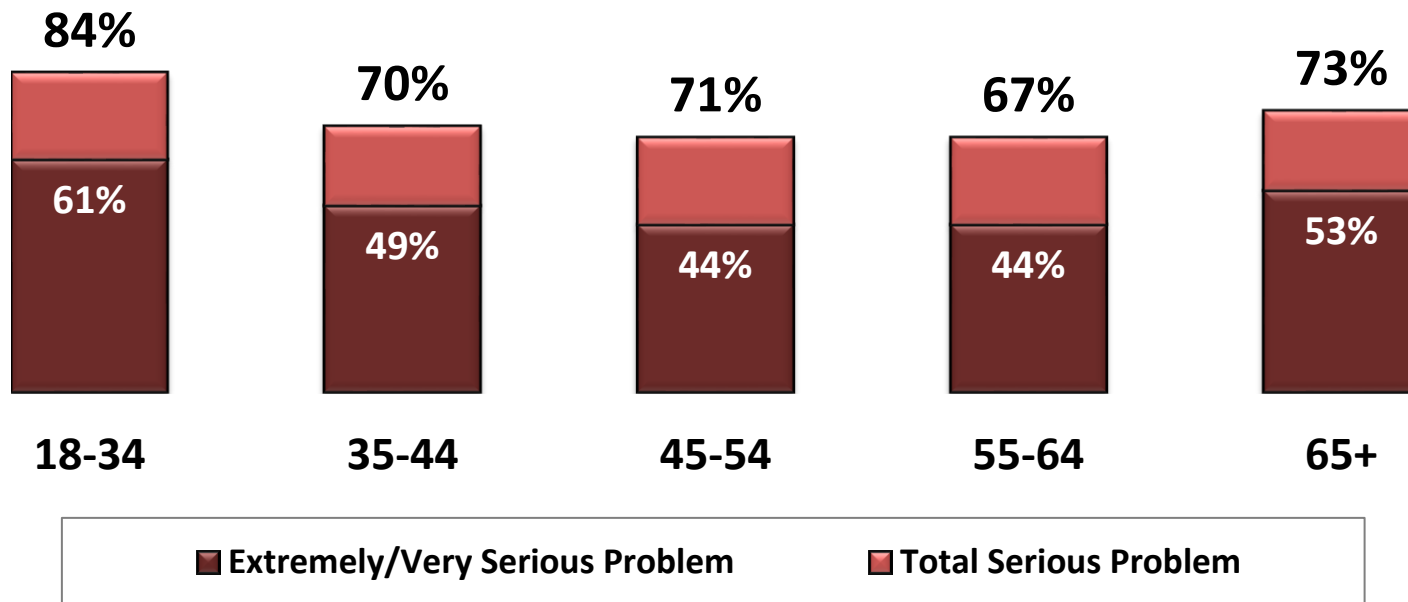
# While still a partisan issue, a majority of Republicans view climate change as a serious problem for the first time.

<i>% Total Serious</i>	2011	2021	% Increase
 <b>Republican</b>	35%	56%	<b>+21%</b>
 <b>Independent</b>	53%	77%	<b>+24%</b>
 <b>Democrat</b>	80%	95%	<b>+15%</b>

*For each one, please tell me if you think it is an extremely serious problem, a very serious problem, a somewhat serious problem, or not a problem in your state... **Climate Change** - (Asked N=1,869 Respondents)  
**Showing 2020 and 2021 data by just 2011 states: CO, MT, NM, UT & WY***

# The youngest voters are most likely to believe this issue is serious, although two-thirds of older age groups do too.

Seriousness of "Climate Change" by Age



For each one, please tell me if you think it is an extremely serious problem, a very serious problem, a somewhat serious problem, or not a problem in your state... **Climate Change** - (Asked N=1,869 Respondents)

**A little more than one-third of voters believe that climate change will disproportionately affect lower-income people and communities of color.**

**The impacts will affect everyone equally**

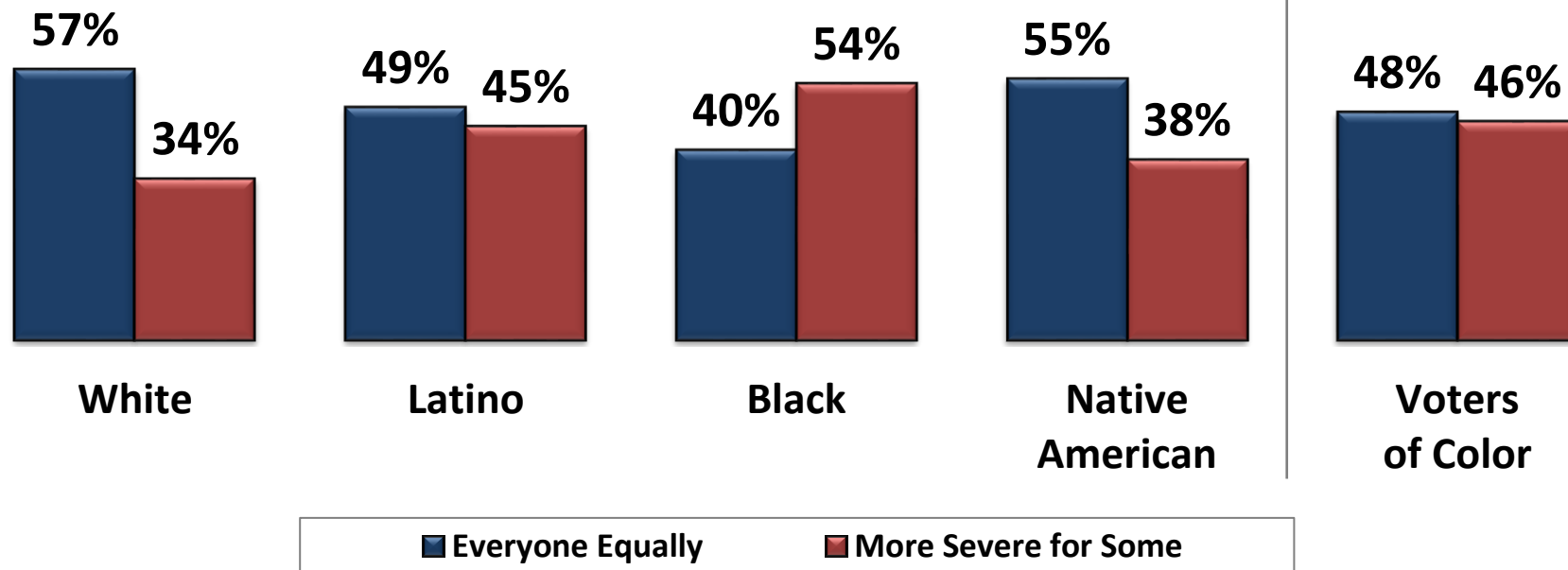
**55%**

**The impacts will be more severe for lower-income people and communities of color**

**36%**

*When you think about the potential impacts of climate change, such as drought or wildfire, which one comes closer to your view: The impacts will affect everyone equally ...or... The impacts will be more severe for lower-income people and communities of color?*

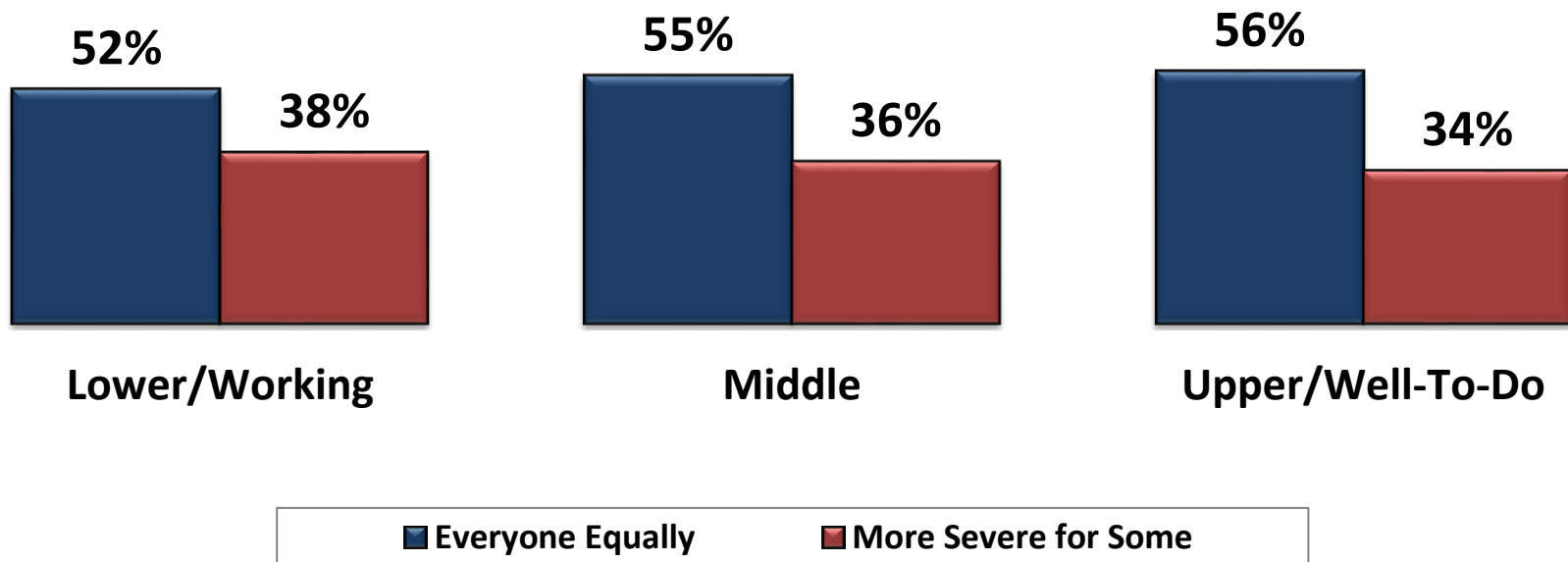
# White voters and voters of color think a bit differently about the impacts of climate change.



*When you think about the potential impacts of climate change, such as drought or wildfire, which one comes closer to your view: The impacts will affect everyone equally ...or... The impacts will be more severe for lower-income people and communities of color?*

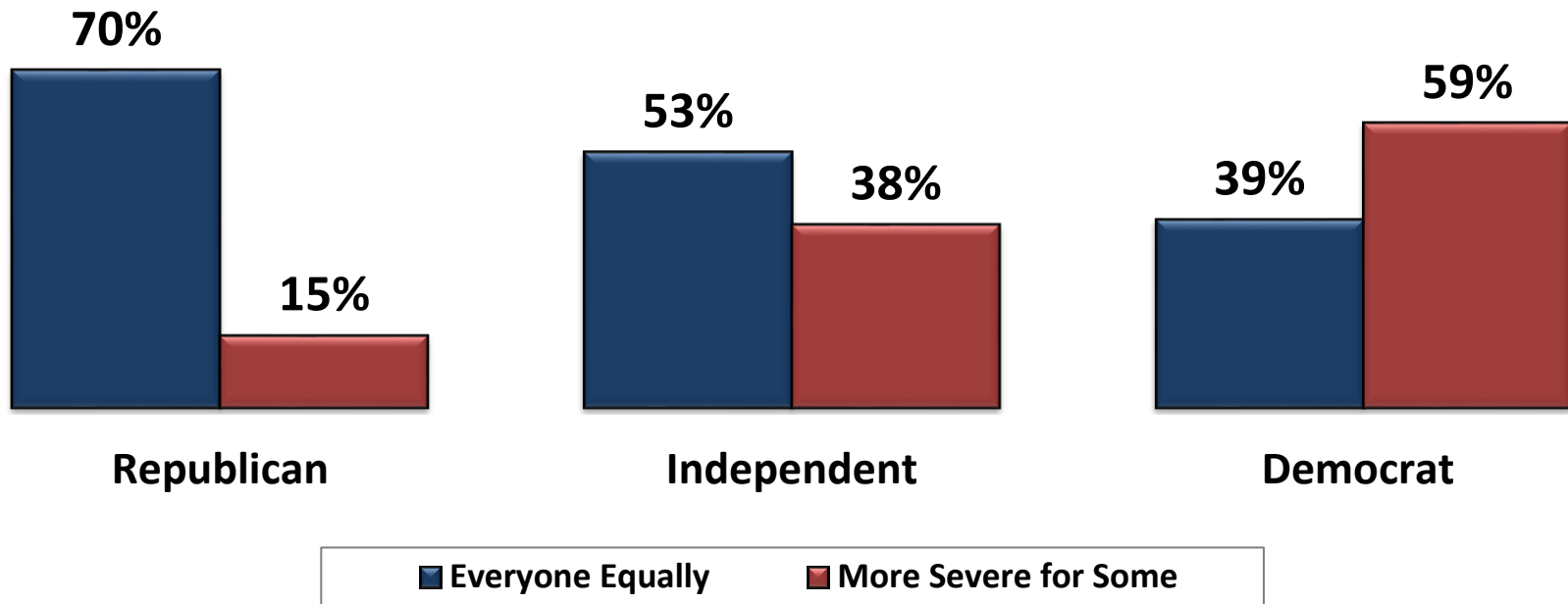


## While voters of different economic circumstances are mostly in agreement.



*When you think about the potential impacts of climate change, such as drought or wildfire, which one comes closer to your view: The impacts will affect everyone equally ...or... The impacts will be more severe for lower-income people and communities of color?*

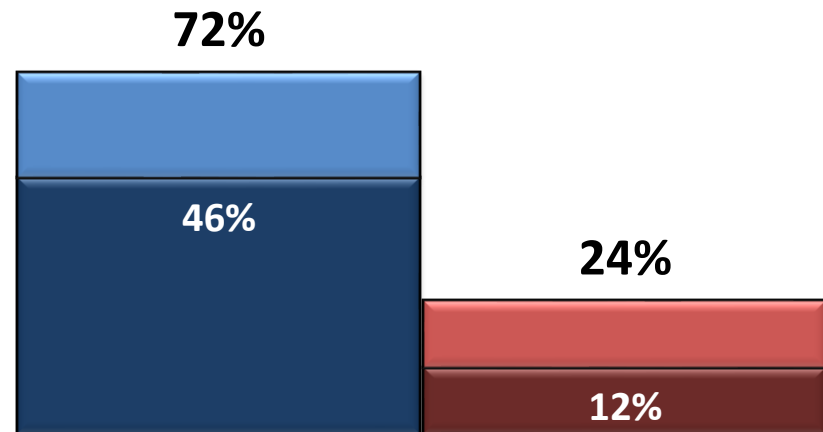

## The largest divide on the issue is between political partisans.



*When you think about the potential impacts of climate change, such as drought or wildfire, which one comes closer to your view: The impacts will affect everyone equally ...or... The impacts will be more severe for lower-income people and communities of color?*

# A net-zero carbon pollution plan is popular among voters.

## Make Public Lands Net-Zero Carbon Pollution

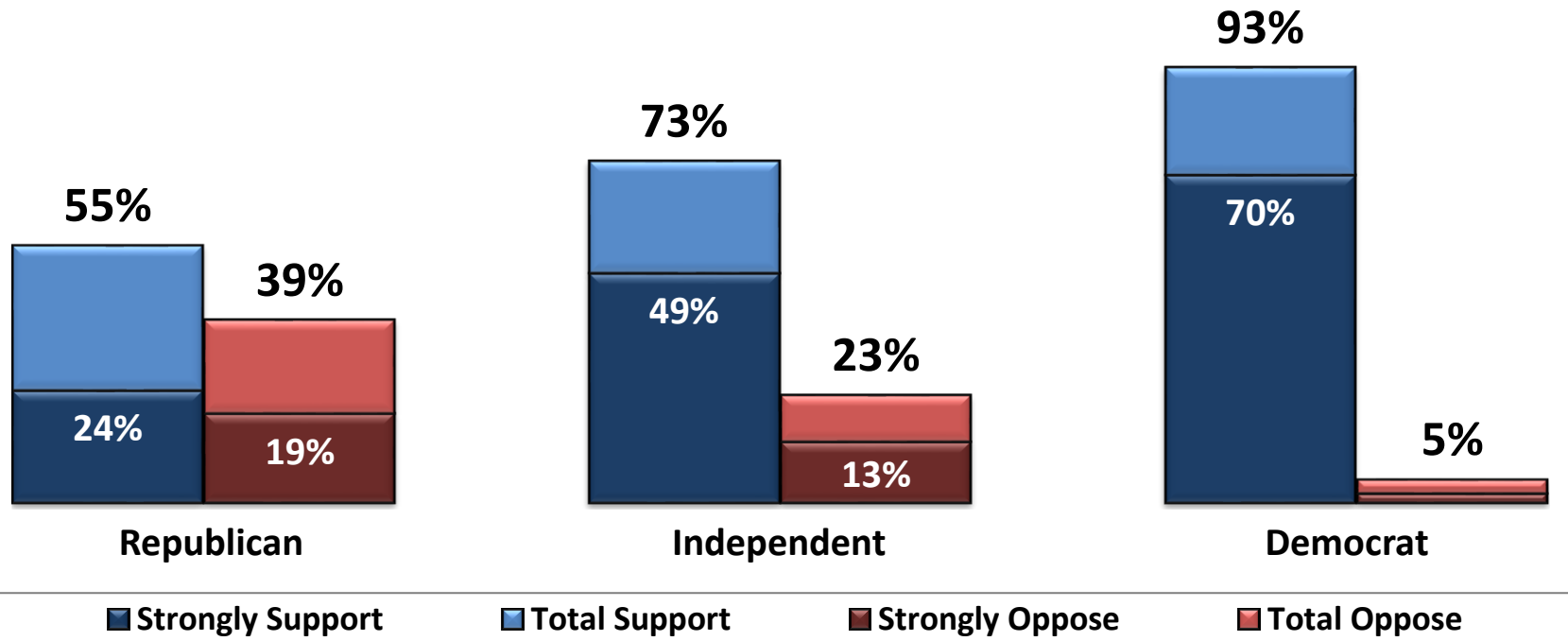


■ Strongly Support      ■ Total Support  
■ Strongly Oppose      ■ Total Oppose

*For each one, please tell me if you would support or oppose a similar proposal in your state...*

***Making public lands a net-zero source of carbon pollution, meaning that the positive impacts of forests and lands to create clean air are greater than the carbon pollution caused by oil and gas development or mining. (Asked N=1,973 Respondents)***

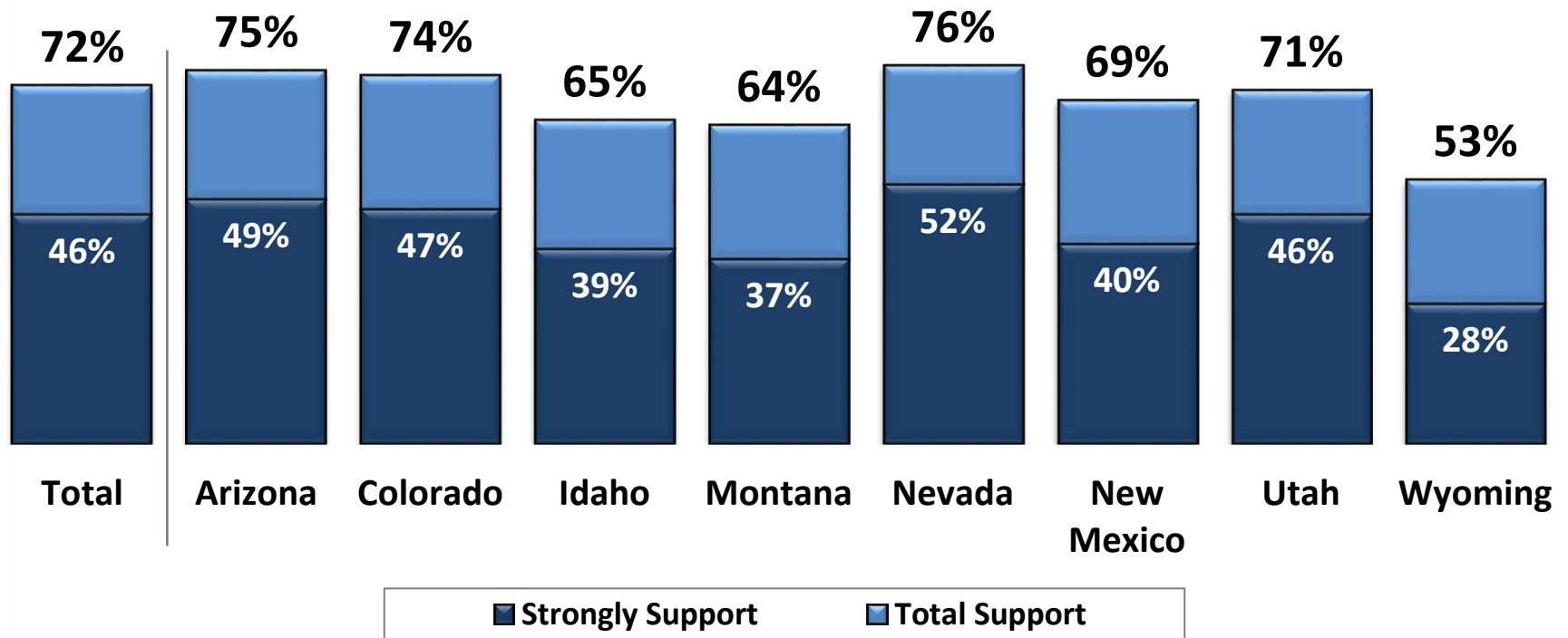
# A majority of voters across the political spectrum support net-zero carbon pollution on public lands.



*For each one, please tell me if you would support or oppose a similar proposal in your state...*

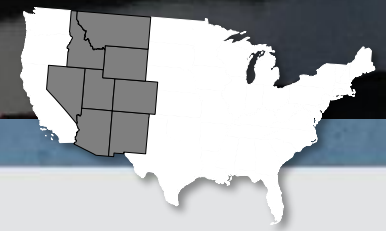
***Making public lands a net-zero source of carbon pollution, meaning that the positive impacts of forests and lands to create clean air are greater than the carbon pollution caused by oil and gas development or mining. (Asked N=1,973 Respondents)***

# A majority in every state supports a net-zero carbon proposal.



*For each one, please tell me if you would support or oppose a similar proposal in your state...*

***Making public lands a net-zero source of carbon pollution, meaning that the positive impacts of forests and lands to create clean air are greater than the carbon pollution caused by oil and gas development or mining. (Asked N=1,973 Respondents)***

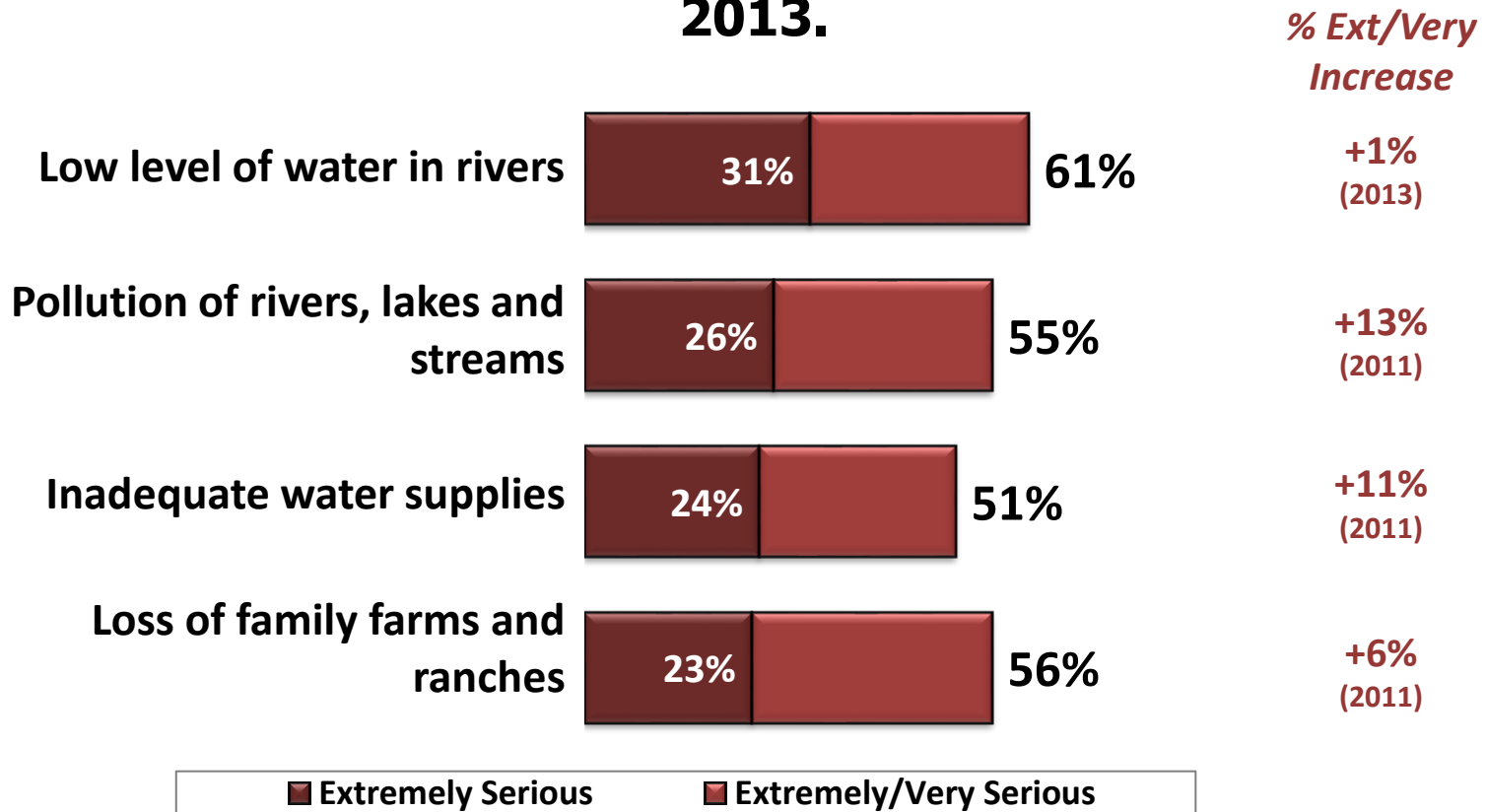


**Water**





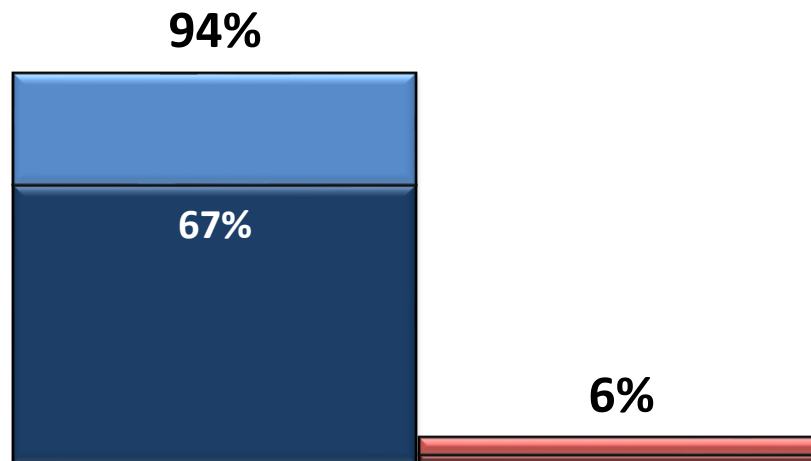
# The seriousness of water problems has generally risen over the last decade, although concern about rivers has been high since 2013.



For each one, please tell me if you think it is an extremely serious problem, a very serious problem, a somewhat serious problem, or not a problem in your state... **Showing 2021 data by just 2011 states: CO, MT, NM, UT & WY**

# Modernizing water infrastructure and using nature-based solutions to protect drinking water is a clear winner.

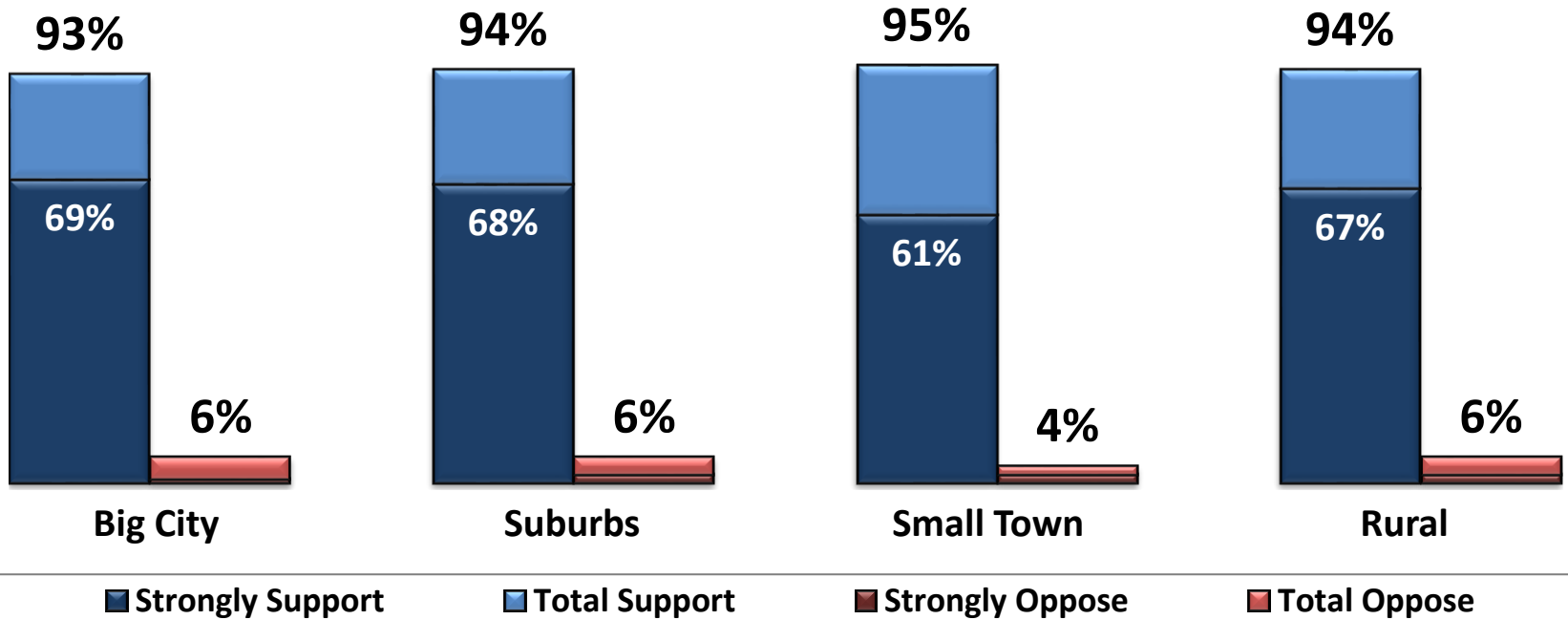
## Modernize Water Infrastructure and Restore Natural Areas



■ Strongly Support      ■ Total Support  
■ Strongly Oppose      ■ Total Oppose

*For each one, please tell me if you would support or oppose a similar proposal in your state...  
Dedicating funding to modernizing older water infrastructure and restoring natural areas that help communities protect sources of drinking water and withstand impacts of drought. (Asked N=1,869 Respondents)*

# Improvements to protect water are strongly supported by voters in all types of communities.

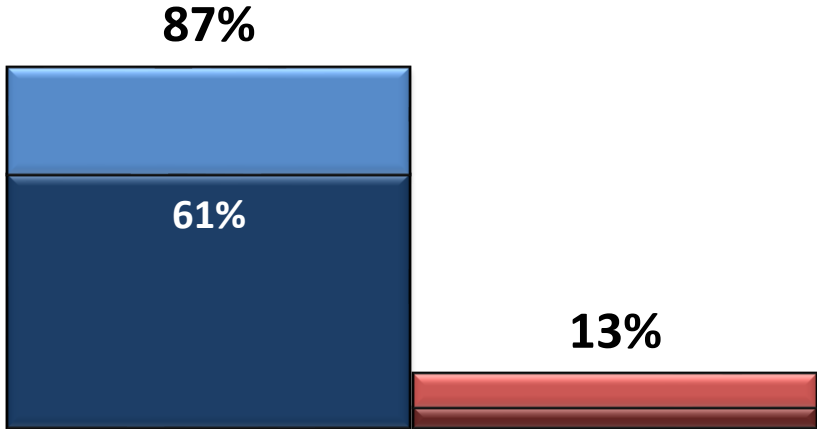


*For each one, please tell me if you would support or oppose a similar proposal in your state...*

***Dedicating funding to modernizing older water infrastructure and restoring natural areas that help communities protect sources of drinking water and withstand impacts of drought. (Asked N=1,869 Respondents)***

# Voters also strongly support extending federal funding for increased rural and tribal water access.

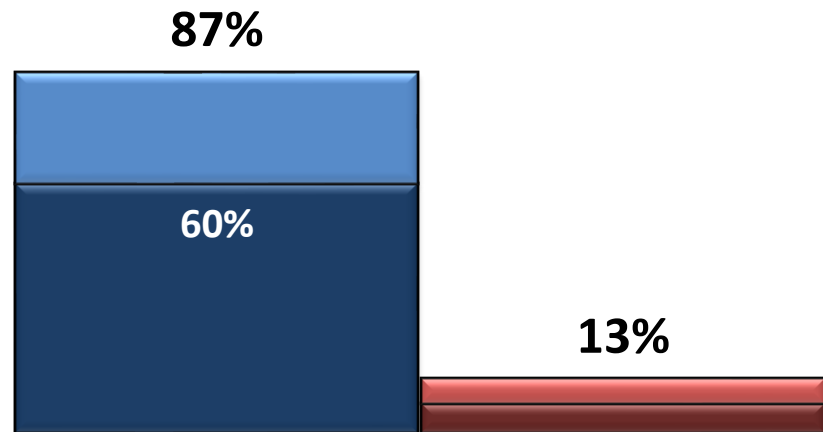
## Federal Funding for Rural and Tribal Water and Sanitation



For each one, please tell me if you would support or oppose a similar proposal in your state... **Increasing federal funding to extend running water and sanitation services to rural areas and tribal communities that currently lack access.** (Asked N=1,869 Respondents)

# Road and internet access funding directed to rural and tribal lands receives overwhelming support from voters.

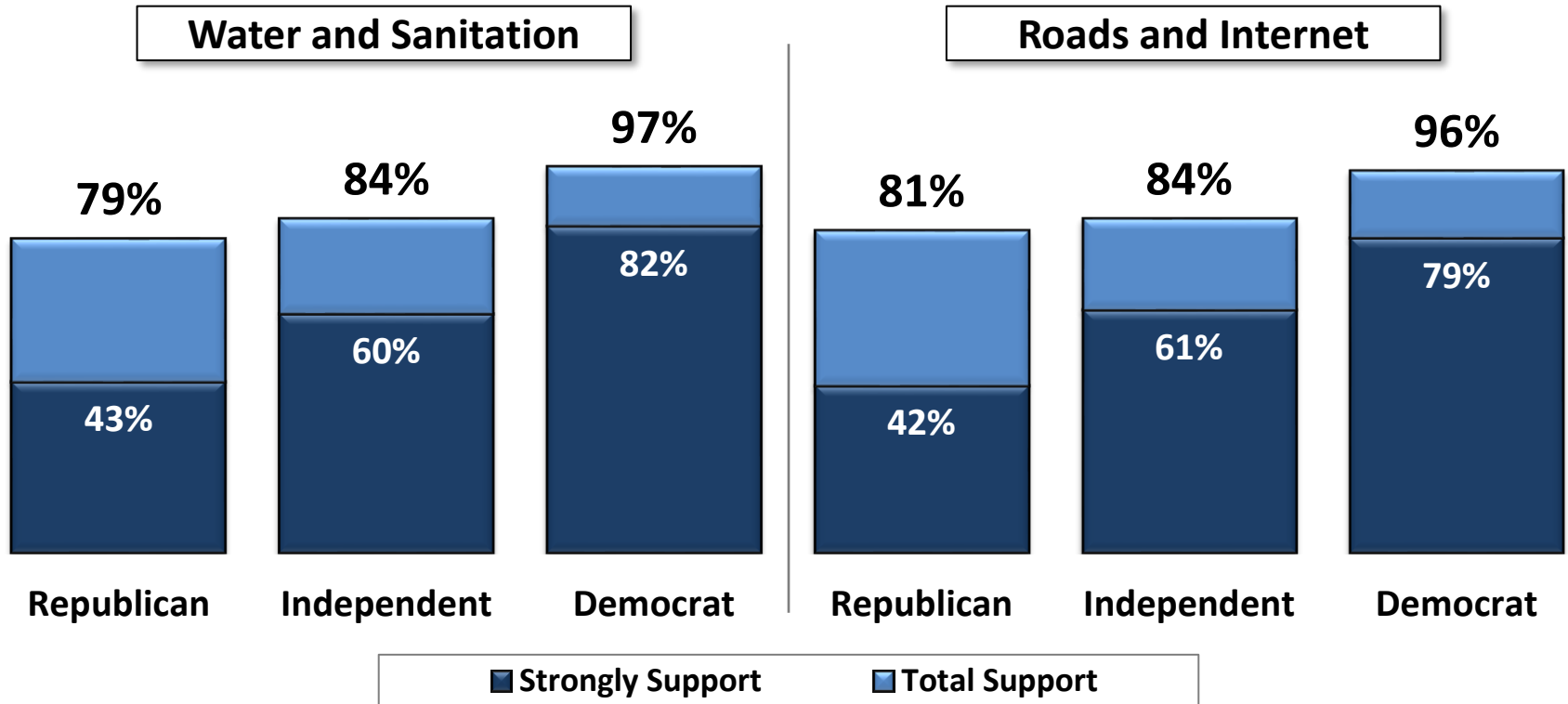
## Federal Funding for Rural and Tribal Roads and Internet Access



■ Strongly Support      ■ Total Support  
■ Strongly Oppose      ■ Total Oppose

*For each one, please tell me if you would support or oppose a similar proposal in your state... **Increasing federal funding for improving roads and broadband internet access to rural areas and tribal communities that currently lack good access.** (Asked N=1,973 Respondents)*

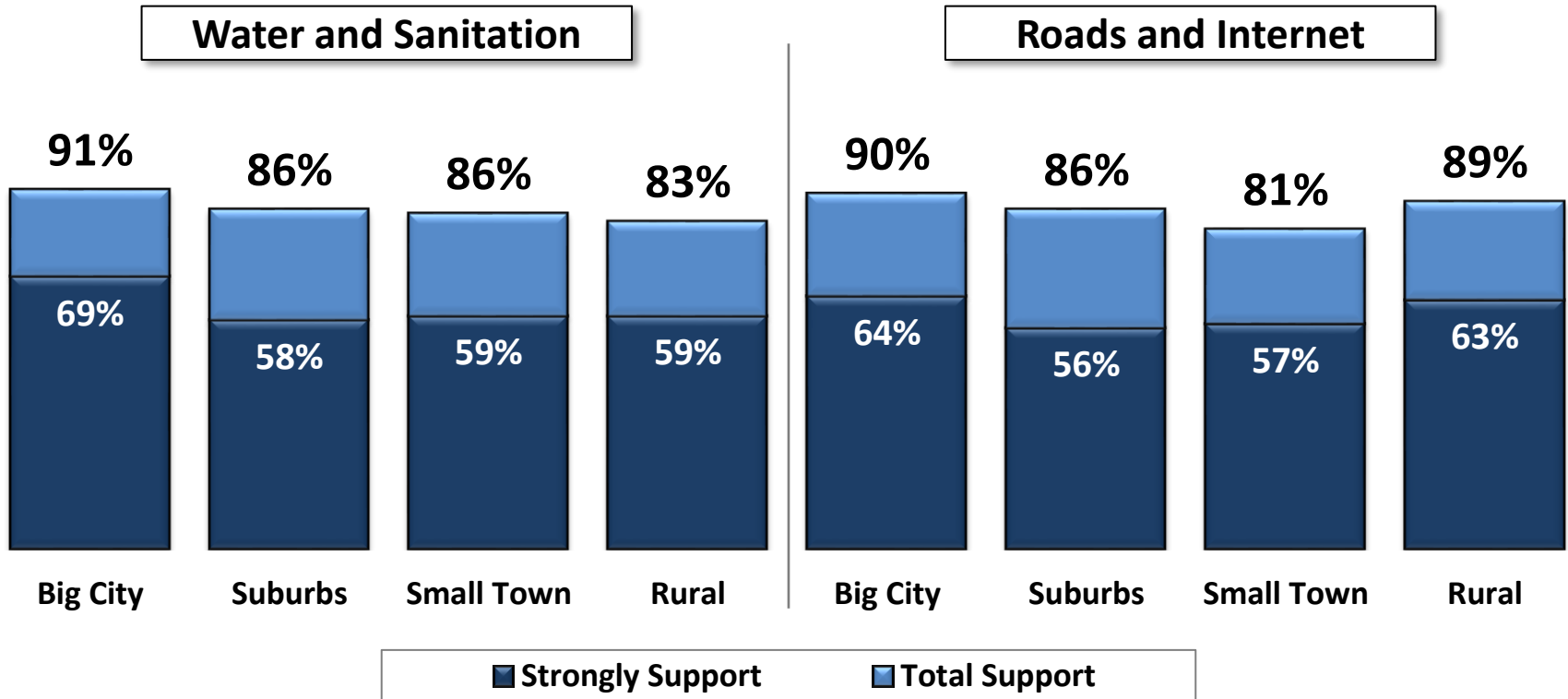
# There is solid support for water/sanitation/road/internet improvements in rural areas across the political spectrum.



**Increasing federal funding to extend running water and sanitation services to rural areas and tribal communities that currently lack access.** (Asked N=1,869 Respondents) **Increasing federal funding for improving roads and broadband internet access to rural areas and tribal communities that currently lack good access.** (Asked N=1,973 Respondents)

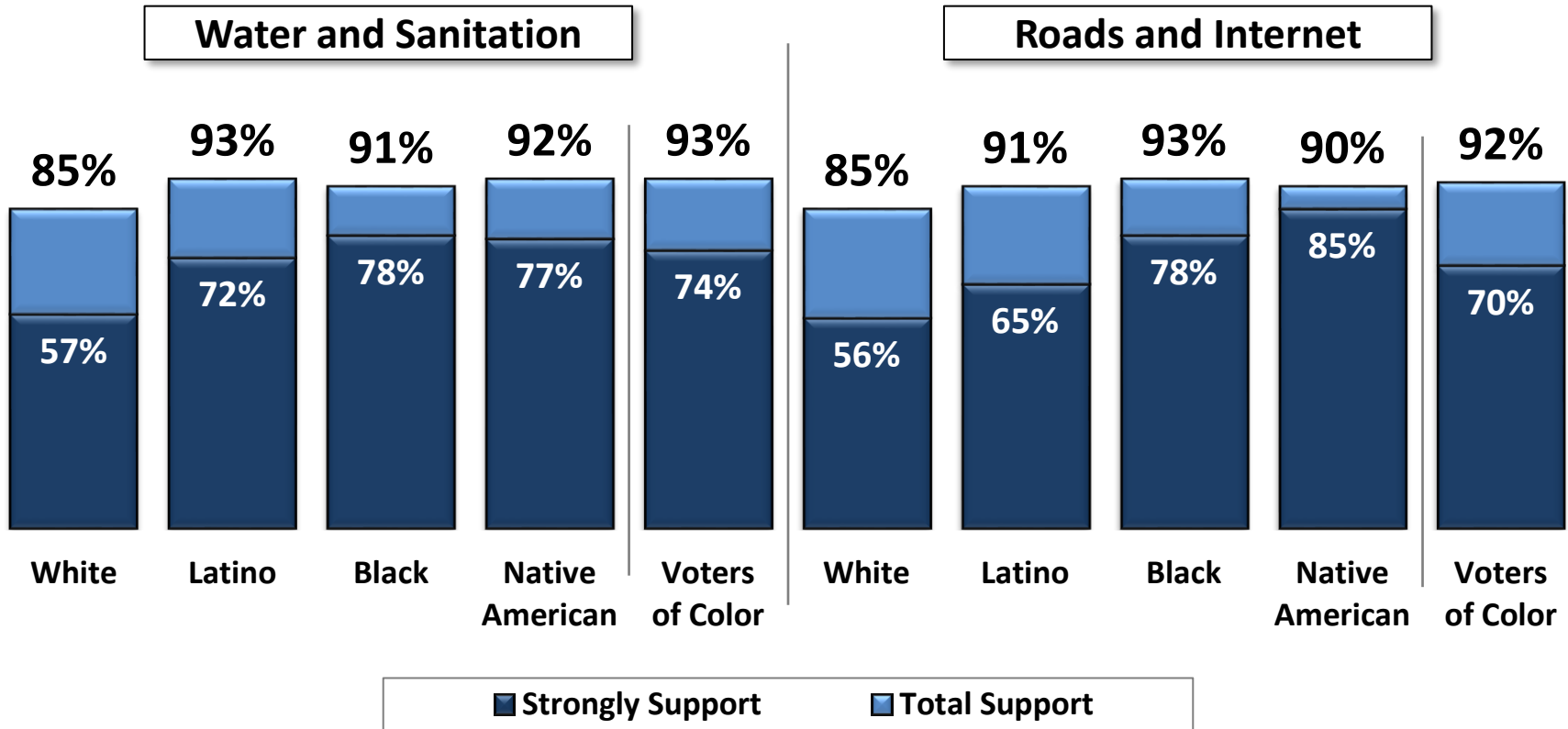


# Voters outside of rural areas also support federal funding for these services.



**Increasing federal funding to extend running water and sanitation services to rural areas and tribal communities that currently lack access.** (Asked N=1,869 Respondents) **Increasing federal funding for improving roads and broadband internet access to rural areas and tribal communities that currently lack good access.** (Asked N=1,973 Respondents)

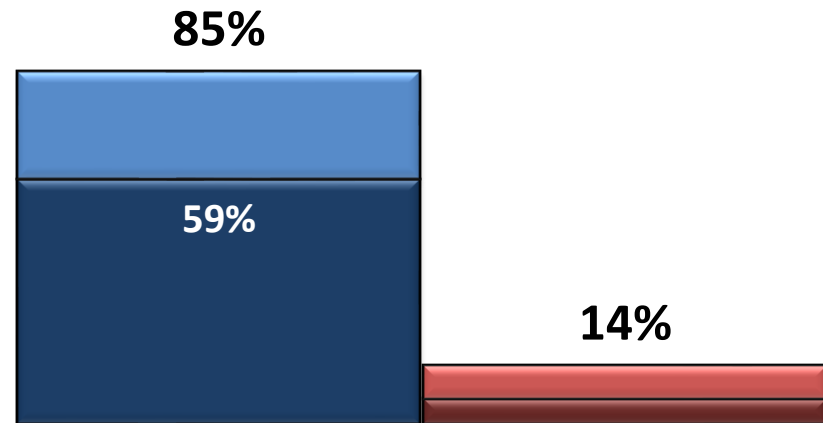

# Voters of color, particularly Native Americans, are most likely to strongly support funding for these access improvements.



**Increasing federal funding to extend running water and sanitation services to rural areas and tribal communities that currently lack access. (Asked N=1,869 Respondents)** **Increasing federal funding for improving roads and broadband internet access to rural areas and tribal communities that currently lack good access. (Asked N=1,973 Respondents)**

# A strong majority of voters support restoring Clean Water Act provisions to smaller streams and wetlands.

## Restoring Clean Water Act Protections



Strongly Support

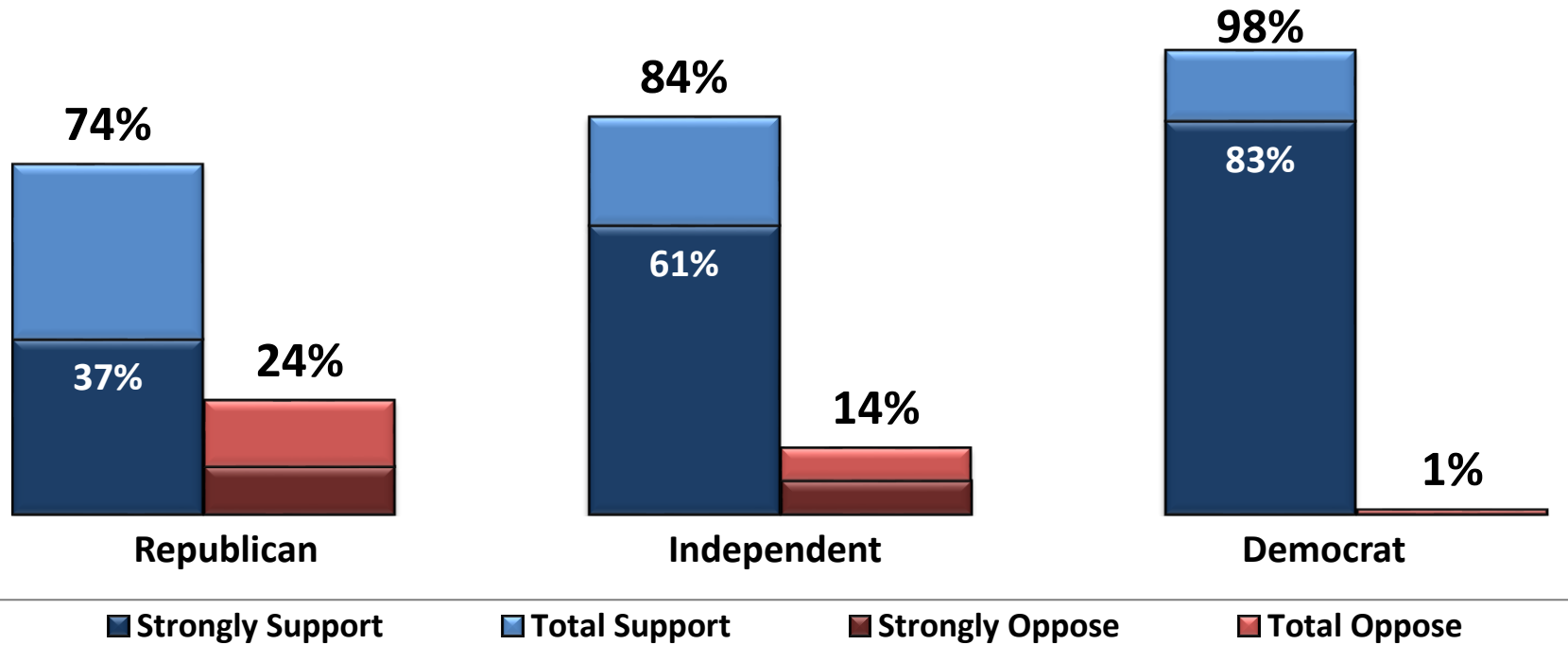
Total Support

Strongly Oppose

Total Oppose

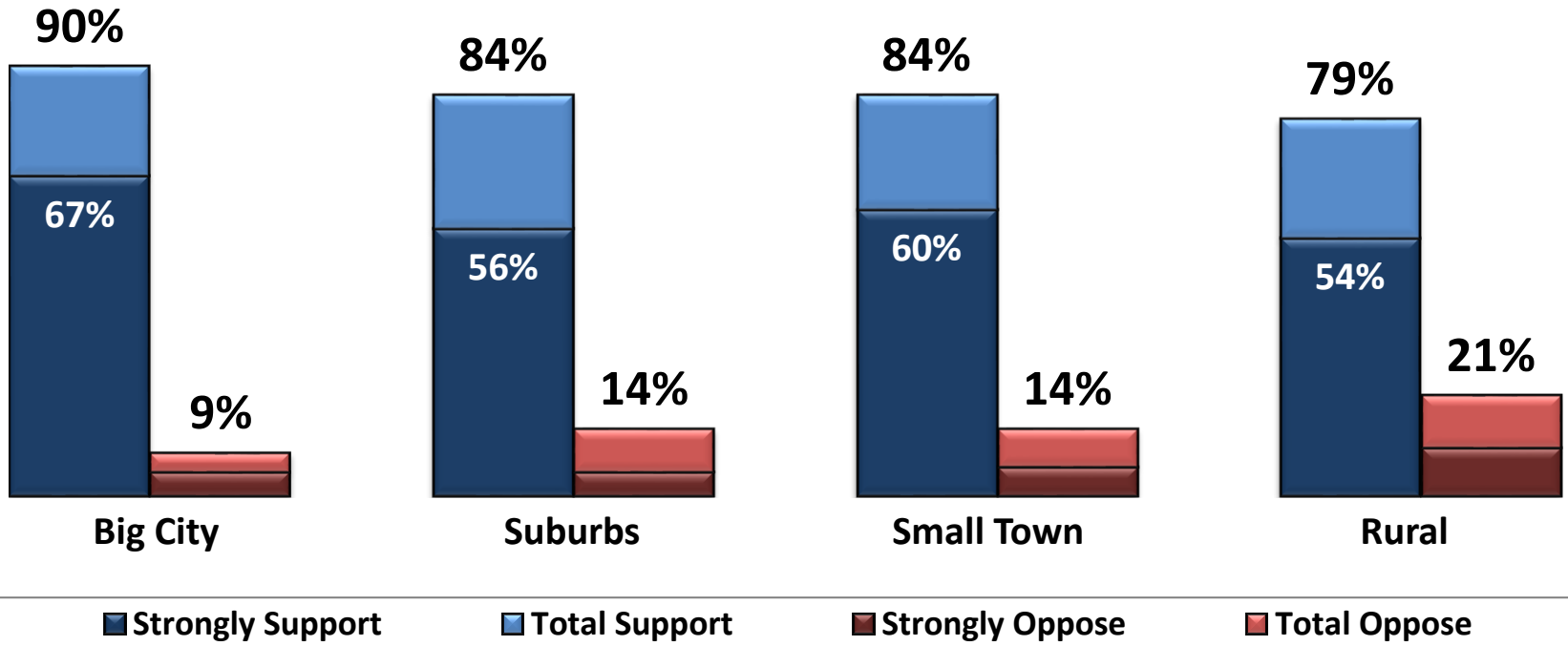
*For each one, please tell me if you would support or oppose a similar proposal in your state... **Restoring Clean Water Act protections for smaller streams and seasonal wetlands.** (Asked N=1,973 Respondents)*

## Three-quarters of Republicans and the vast majority of Independents and Democrats support restoring the provisions for smaller streams under the Clean Water Act.

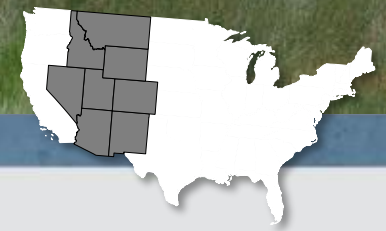


For each one, please tell me if you would support or oppose a similar proposal in your state... **Restoring Clean Water Act protections for smaller streams and seasonal wetlands.** (Asked N=1,973 Respondents)

## Support extends across community types although intensity is more modest among rural voters.



For each one, please tell me if you would support or oppose a similar proposal in your state... **Restoring Clean Water Act protections for smaller streams and seasonal wetlands.** (Asked N=1,973 Respondents)

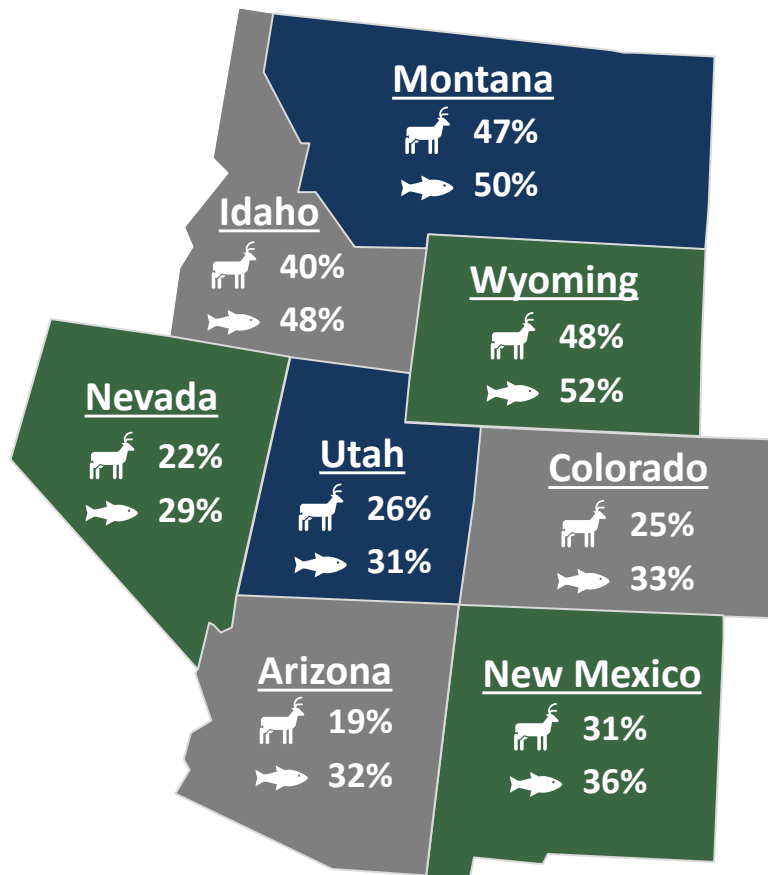


**Wildlife**





# Many Western voters are sportsmen and women, especially in Montana, Wyoming, and Idaho.



## Overall for West Region

**39% Total Hunter/Angler**



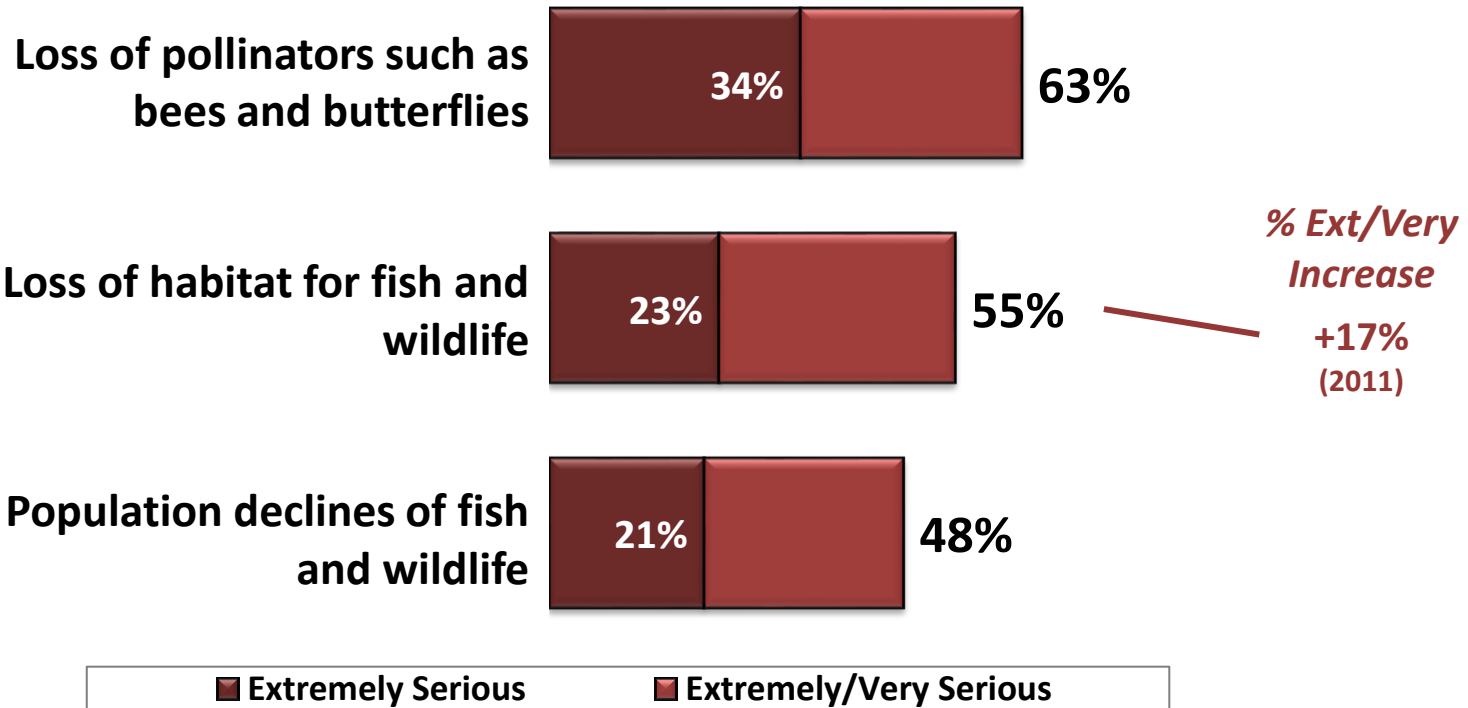
**26% Hunter**



**34% Angler**

*Do you consider yourself a hunter, an angler or both?*

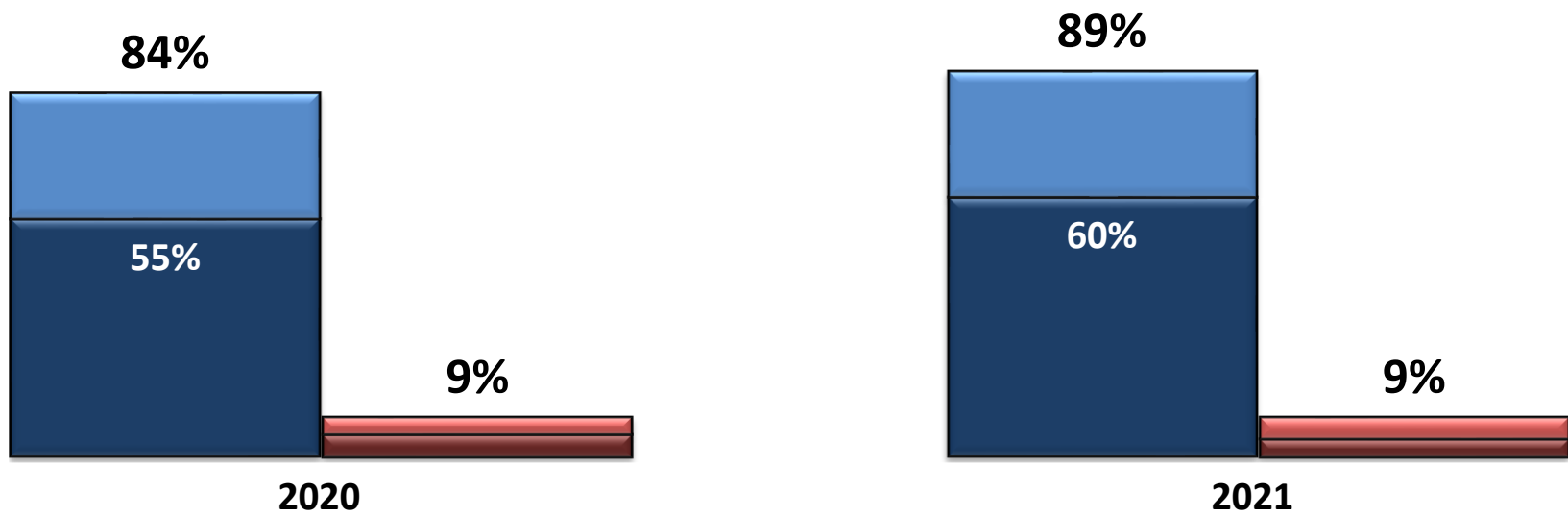
# Concern about loss of wildlife habitat has risen over the last decade; significant concern about other wildlife issues too.



For each one, please tell me if you think it is an extremely serious problem, a very serious problem, a somewhat serious problem, or not a problem in your state...

# In Idaho, voters continue to support efforts to improve salmon migration.

Improving Migration of Idaho Salmon

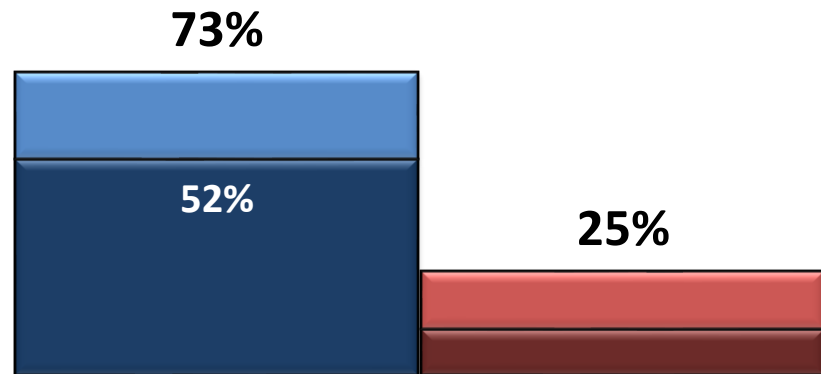



■ Strongly Support    ■ Total Support    ■ Strongly Oppose    ■ Total Oppose

*For each one, please tell me if you would support or oppose a similar proposal in your state...  
Improving migration of salmon in Idaho rivers so that there are abundant populations. (Asked in Idaho only; N=267 Respondents)*

# Nearly three-quarters support restoring protections under the Endangered Species Act.

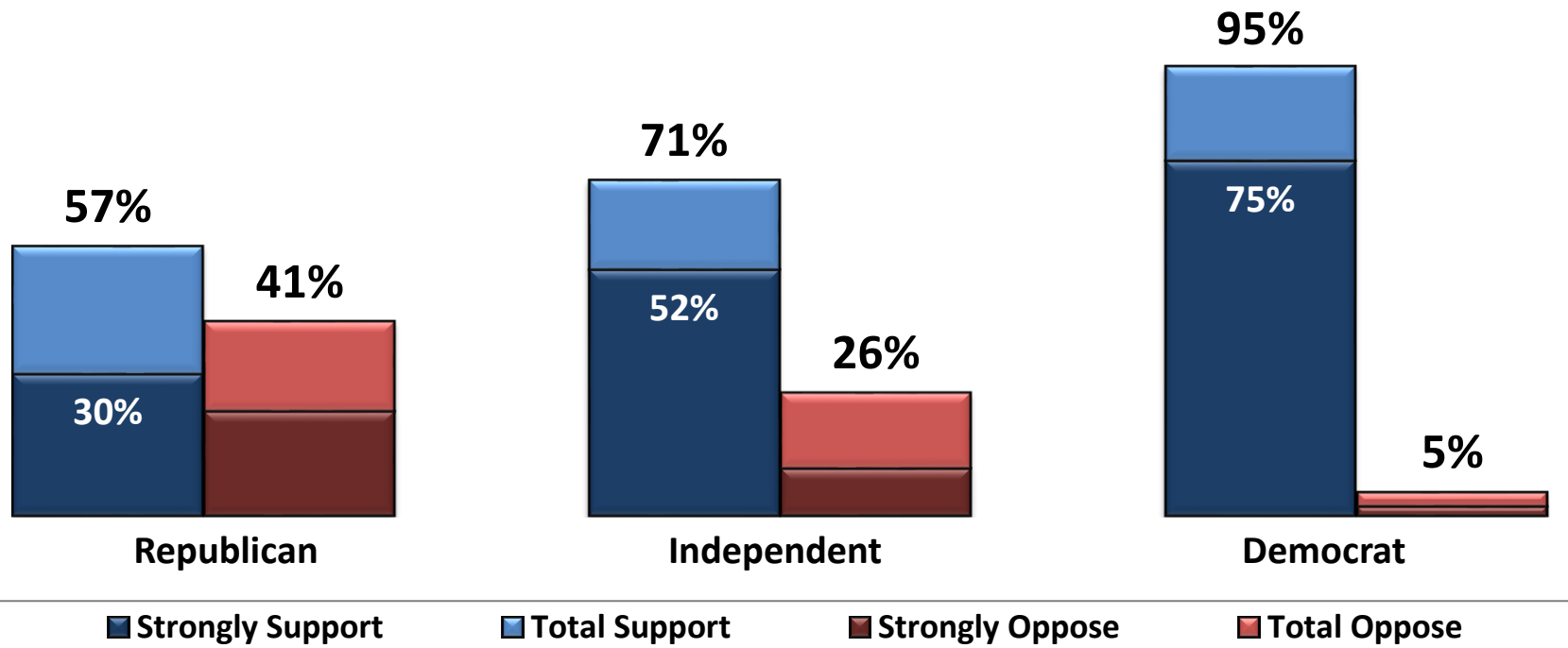
## Restoring Endangered Species Act Protections



■ Strongly Support      ■ Total Support  
■ Strongly Oppose      ■ Total Oppose

*For each one, please tell me if you would support or oppose a similar proposal in your state... **Restoring protections for threatened species under the Endangered Species Act that were removed.** (Asked N=1,869 Respondents)*

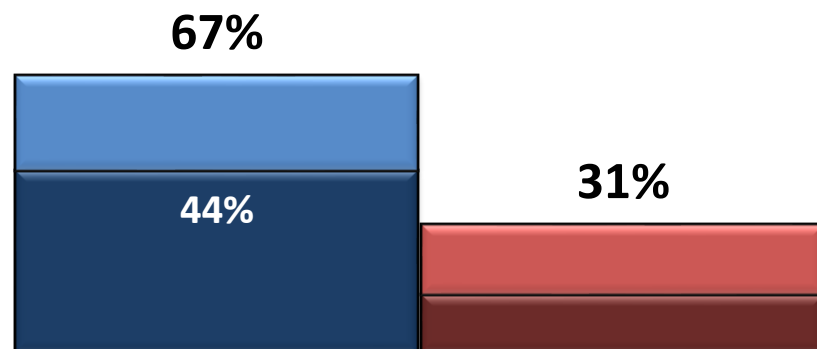
# A majority across party lines support restoring protections under the ESA.



For each one, please tell me if you would support or oppose a similar proposal in your state... **Restoring protections for threatened species under the Endangered Species Act that were removed.** (Asked N=1,869 Respondents)

# Two-thirds support limits on drilling or other industrial activities to protect threatened wildlife like sage grouse.

## Restoring Drilling and Industrial Limits



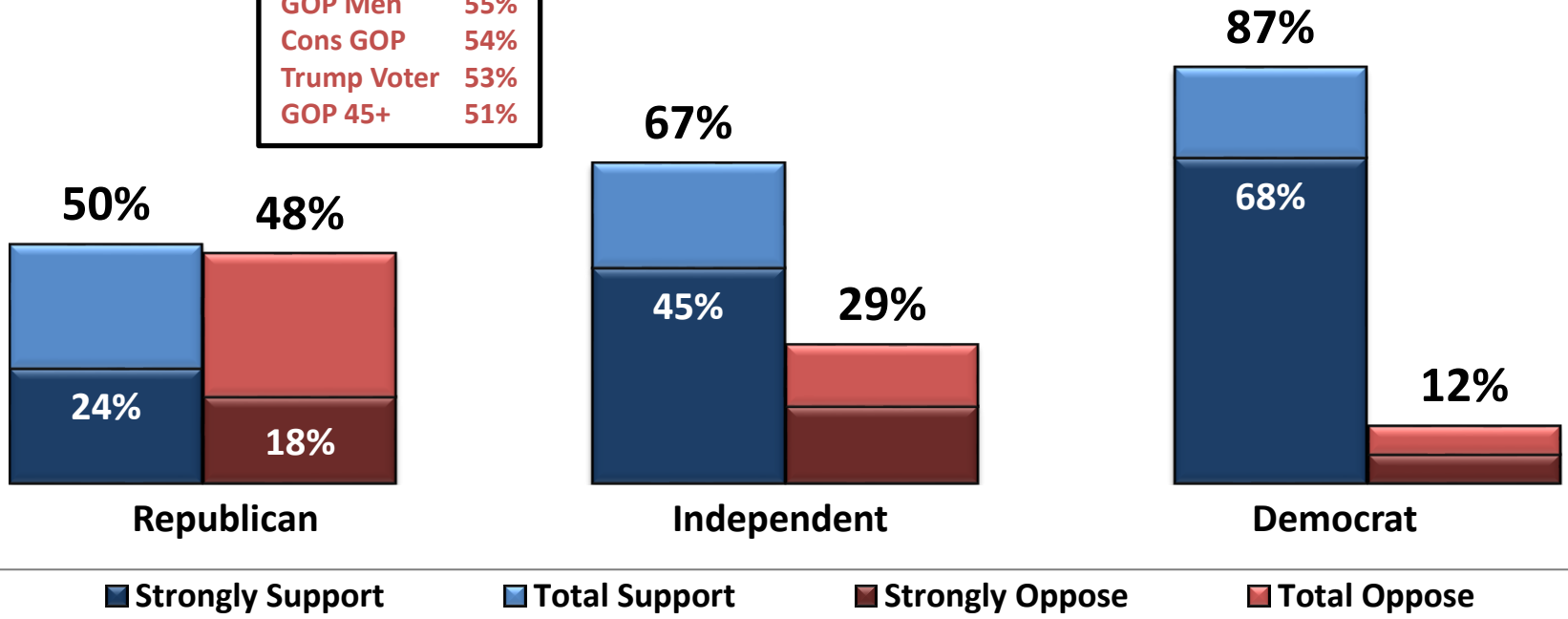
*For each one, please tell me if you would support or oppose a similar proposal in your state...  
Restoring limits on drilling or industrial activities that could negatively impact threatened wildlife on national public lands, such as sage grouse, a bird species which is at-risk. (Asked N=1,973 Respondents)*



# Republicans are divided on this, while two-thirds of Independents and nearly all Democrats support it.

## Top Groups: Total Oppose

GOP Men	55%
Cons GOP	54%
Trump Voter	53%
GOP 45+	51%



For each one, please tell me if you would support or oppose a similar proposal in your state...  
**Restoring limits on drilling or industrial activities that could negatively impact threatened wildlife on national public lands, such as sage grouse, a bird species which is at-risk.** (Asked N=1,973 Respondents)

EASTERN MONTANA



# Views of the Nation





# Looking to America's future, most voters are more worried than hopeful.

29%

*Hopeful*



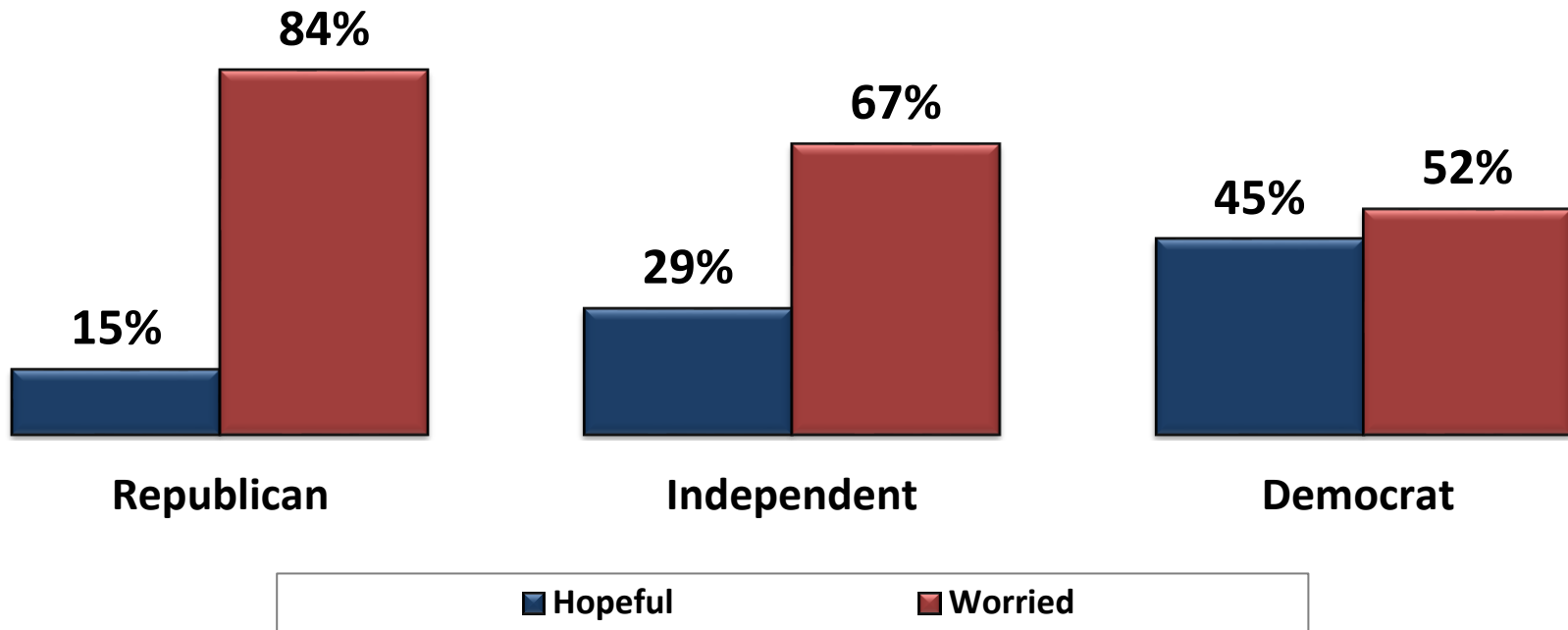
69%

*Worried*



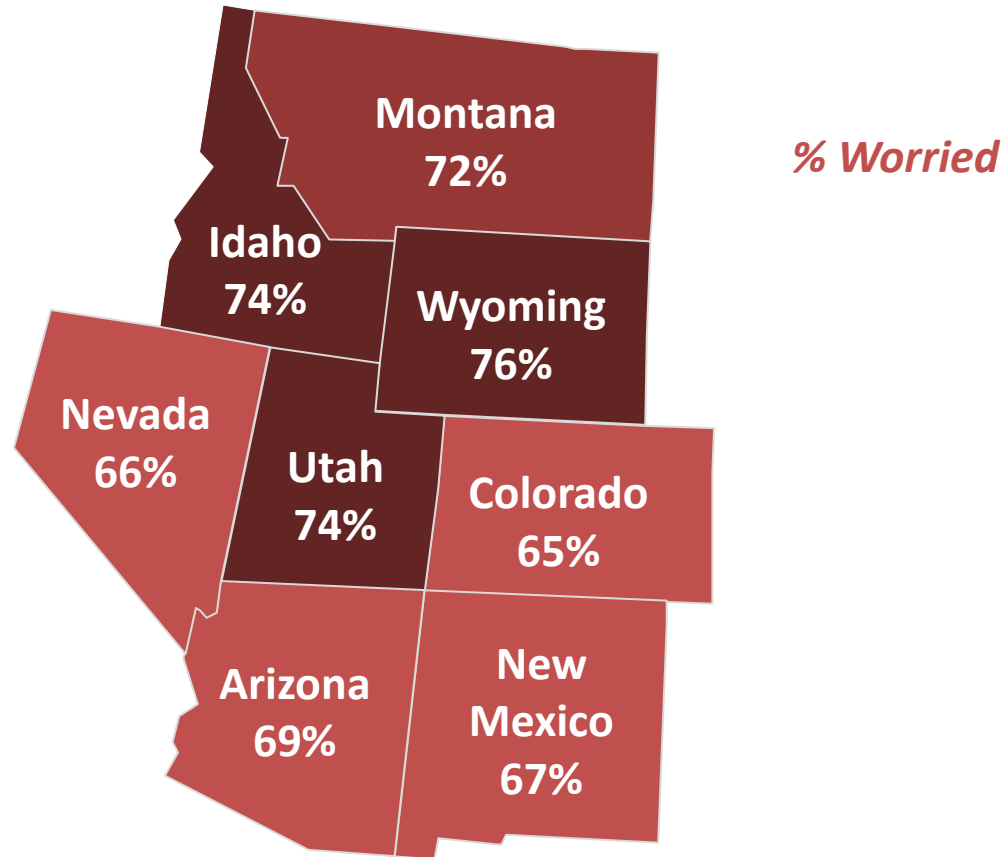
*When you think about the future of the United States, would you say that you feel – more hopeful or more worried?*

# Democrats are much more hopeful than Republicans.



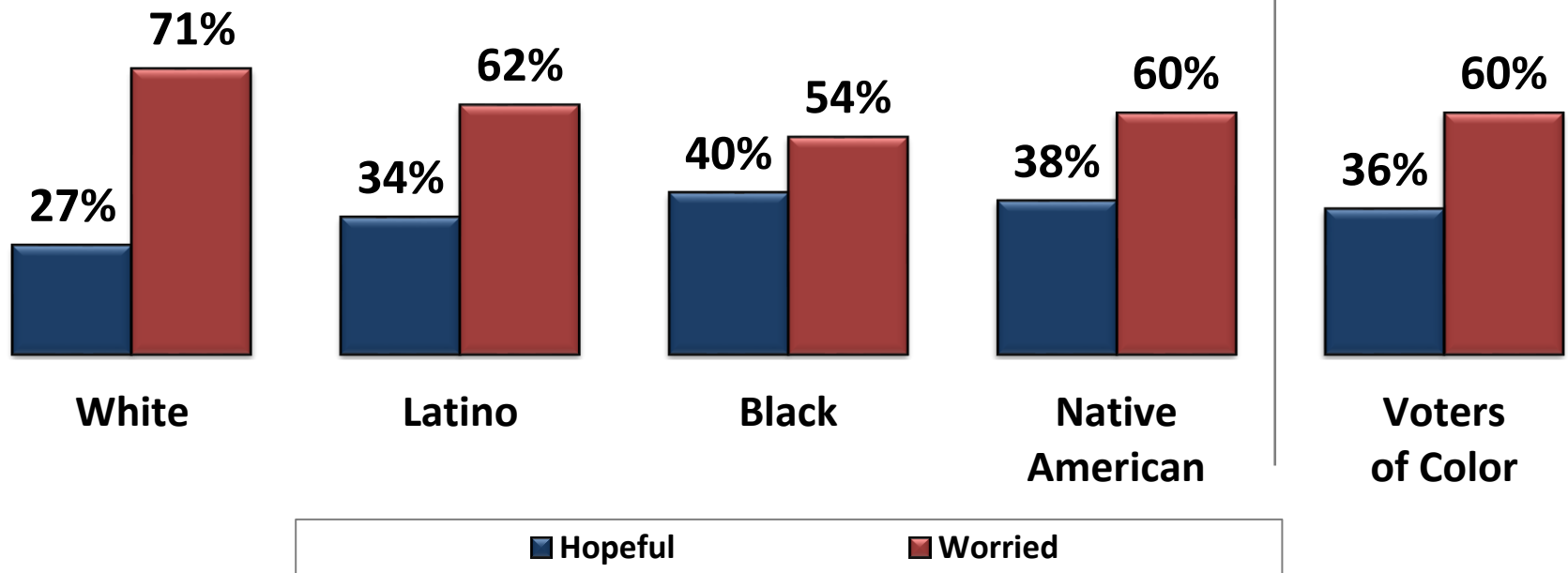
*When you think about the future of the United States, would you say that you feel – more hopeful or more worried?*

# Regionally, Northern Rockies states are a bit more worried about our nation's future than those in the southwest.



*When you think about the future of the United States, would you say that you feel – more hopeful or more worried?*

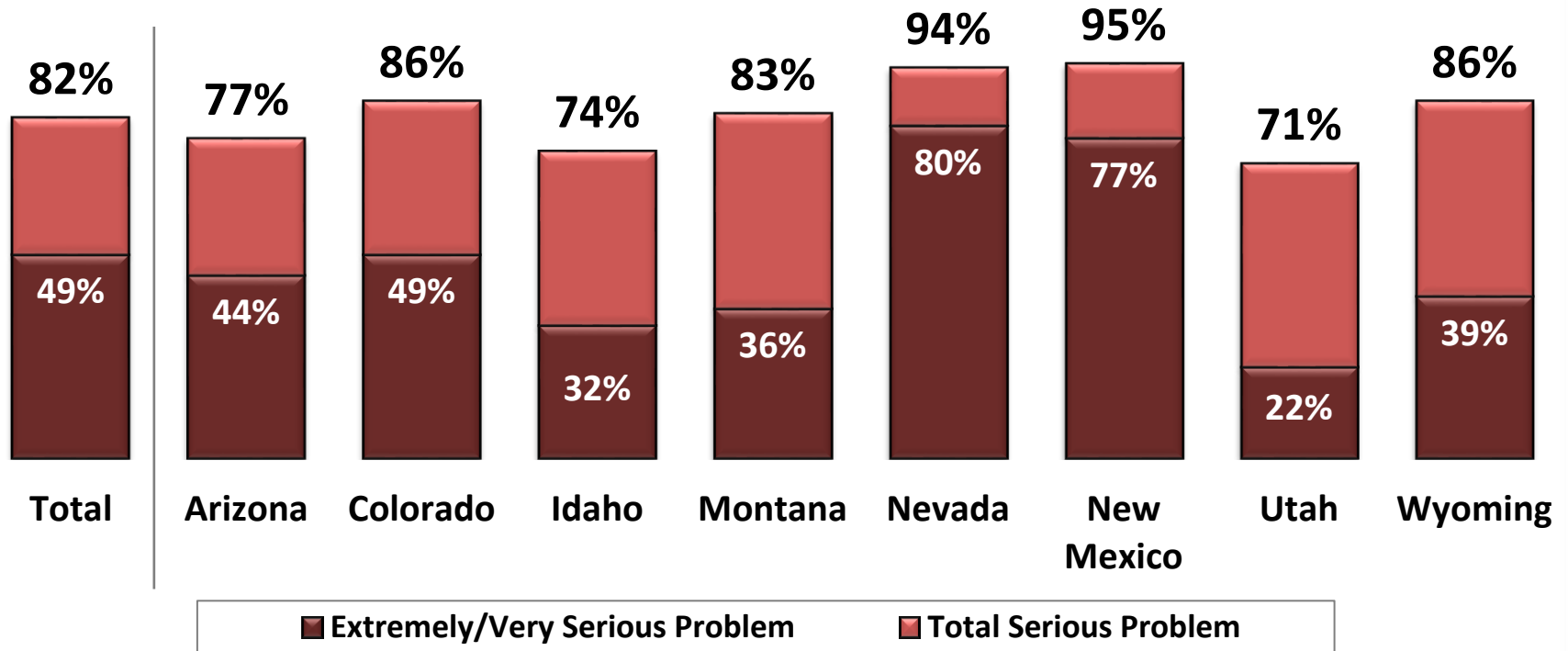
# White voters are more worried than voters of color.



*When you think about the future of the United States, would you say that you feel – more hopeful or more worried?*

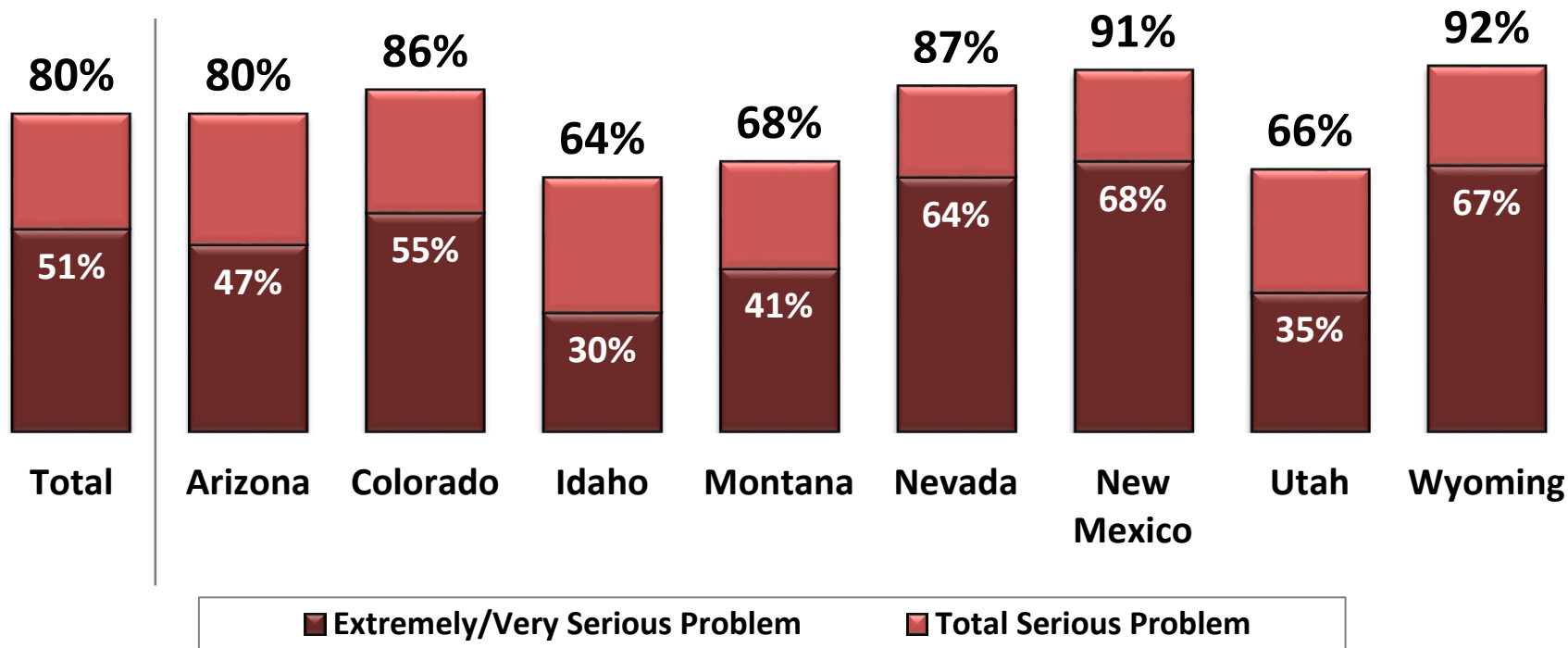


# Voters in Nevada and New Mexico are particularly concerned about jobs.



For each one, please tell me if you think it is an extremely serious problem, a very serious problem, a somewhat serious problem, or not a problem in your state... **Unemployment in (STATE)** - (Asked N=1,973 Respondents)

# Budget deficits worry voters in Nevada, New Mexico, and Wyoming the most.



For each one, please tell me if you think it is an extremely serious problem, a very serious problem, a somewhat serious problem, or not a problem in your state... **The state budget deficit** - (Asked N=1,869 Respondents)



**Lori Weigel**  
[Lori@newbridgestrategy.com](mailto:Lori@newbridgestrategy.com)  
**@Loriconserv**



FAIRBANK, MASLIN,  
MAULLIN, METZ  
& ASSOCIATES

**Dave Metz**  
[Dave@FM3Research.com](mailto:Dave@FM3Research.com)  
**@davehmetz**



COLORADO COLLEGE  
**State of the  
Rockies Project**

**Katrina Miller-Stevens**  
[KMillerstevens@coloradocollege.edu](mailto:KMillerstevens@coloradocollege.edu)  
[www.stateoftherockies.com](http://www.stateoftherockies.com)